

Welcome

to America



Welcome your
young learners
to the world of English!



Express Publishing

The **Welcome to America** series encourages young learners to be actively involved in learning English!

It offers young learners a gradual introduction to the English language and enables them to explore it in a pleasant and secure environment.

The course is accompanied by two **Starter levels** (*Welcome to America Starter a & b*) designed for younger students who need a more gradual introduction to language learning.

Key Features

- Carefully controlled grammatical syllabus integrating all four skills
- Memorable and enjoyable presentation of language through colorful flashcards and posters
- Loveable characters in everyday situations
- Appealing songs, chants and games to present, practice and review the key language
- Circle-time activities
- Total Physical Response Activities
- Projects and guided authentic writing
- Craftwork, promoting hands-on approach
- An introduction to the American way of life
- Cross-curricular sections, gradually developing content-oriented language skills
- Review at the end of each module
- Full-color Workbooks with stickers & Board Games
- Hand puppet (Masid)

All levels are accompanied by Flashcards, Posters, Audio CDs, DVDs

Welcome

to America

Starter a

Student Book


Jenny Dooley - Virginia Evans



Express Publishing

Shape it!


1  *Stick. Listen. Repeat.*



2  *Listen. Repeat. Talk with your friend.*

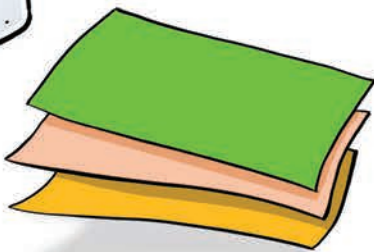



3  Listen and point. Then, sing along!

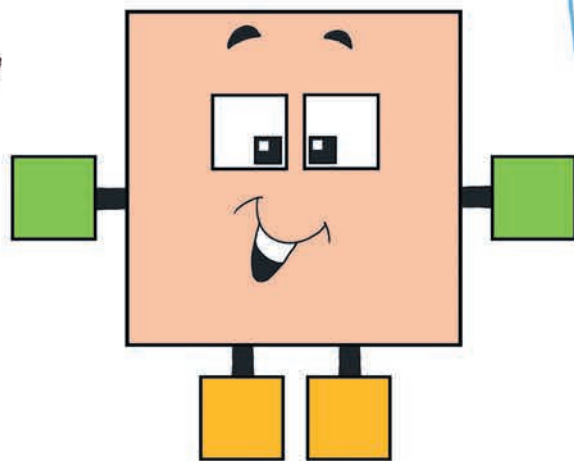


Craft corner


Make a funny figure!




I'm Sam the Square.



The **Welcome to America Starter a** focuses mainly on **Listening and Speaking**, but also offers **pre-writing and pre-reading activities** as well as a **subtle introduction to the alphabet**.



Student Book



Teacher's Book (interleaved)



Workbook



Flashcards



DVD



Student CD

Class CD

Key Features

- Cartoon story in every unit
- Stickers
- Nursery songs in the Workbook
- A built-in story,

THE LITTLE RED HEN

told in rhyme within the Student Book



Posters

Welcome

to America

Starter b

Student Book

Jenny Dooley - Virginia Evans



Express Publishing

1

Pretty colors!

1  Listen. Point. Repeat.



2  Listen. Draw. Talk with your friend.

What color is your triangle?



Pink!

3  Listen and color. Sing along!

 and 
For you, you, you!

 and 
For me, me, me!

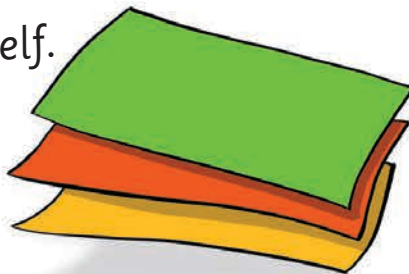
 and ,

 and ,

Pretty colors all for you!

Craft corner

Make a headband for yourself.



4  Sing and do.


1 One, **2** two, me and you!

1 One, **2** two, **3** three, you and me!

4 Four, **5** five, do the jive!

6 Six, **7** seven, **8** eight, wait, wait, wait!

9 Nine, **10** ten, let's start again!




5  Let's play!


Who is missing?



6 Listen and read.



Cecil's house is green and blue.



And Cecil's house is number two.



Cecil's going to school today!



Goodbye Cecil.
Have a nice day!



Welcome to the USA!



 Read.



This is the Stars and Stripes. It's the American flag. It's red, white and blue.

Project Time


 Read. Then, write about yourself.



My favorite color is yellow.



sun



banana




flower




About Me!

My favorite color is


The Welcome to America Starter b provides practice in all four skills. There is also a starter unit on the alphabet.



Student Book



Teacher's Book (interleaved)



Workbook



Flashcards



DVD



Audio CD

Key Features

- Cartoon story in every unit
- Stickers
- Nursery songs in the Workbook
- A built-in story,



told in rhyme within the Student Book



Posters

Welcome

to America

1

Student Book

Jenny Dooley - Virginia Evans



Express Publishing

Contents

Starter Unit: My Alphabet! (pp. 4-9)

In this module you will...

	learn, read and talk about...	learn how to...	practice...	write...
Module 1: Meetings and Greetings! (pp. 10-17)	<ul style="list-style-type: none"> Oscar meeting Eddy Oscar meeting the rest of the characters on his first day of school Cindy the USA (Culture Channel) flags and maps (Around the School!) 	<ul style="list-style-type: none"> greet other people introduce yourself and others ask for other people's names identify people say your name 	<ul style="list-style-type: none"> simple present of the verb 'to be' spelling 	<ul style="list-style-type: none"> about yourself about your country

Module check 1 (pp. 18-19)

In this module you will...

	learn, read and talk about...	learn how to...	practice...	write...
Module 2: Family and Friends! (pp. 20-27)	<ul style="list-style-type: none"> Wendy and her family, families friends and their possessions, numbers Masid's family the Flintstones (Culture Channel) family graphs (Around the School!) 	<ul style="list-style-type: none"> identify family members introduce your family and friends talk about possessions ask for and give phone numbers 	<ul style="list-style-type: none"> possessive adjectives possessive case numbers (1-10) 	<ul style="list-style-type: none"> about your family

Module check 2 (pp. 28-29)

In this module you will...

	learn, read and talk about...	learn how to...	practice...	write...
Module 3: House and Home! (pp. 30-37)	<ul style="list-style-type: none"> Cindy's dollhouse where people and objects are Tom's bedroom Graceland (Culture Channel) model rooms (Around the School!) 	<ul style="list-style-type: none"> talk about locations identify rooms and furniture 	<ul style="list-style-type: none"> prepositions of place 	<ul style="list-style-type: none"> a description of your room

Module check 3 (pp. 38-39)

In this module you will...

	learn, read and talk about...	learn how to...	practice...	write...
Module 4: Happy Birthday! (pp. 40-47)	<ul style="list-style-type: none"> Eddy's birthday Eddy's presents birthday cards children's games in the USA (Culture Channel) a balloon trick (Around the School!) 	<ul style="list-style-type: none"> offer and thank people for presents talk about birthdays ask and answer questions about age 	<ul style="list-style-type: none"> simple present of the verb 'to be' numbers (11-20) 	<ul style="list-style-type: none"> a birthday card

Module check 4 (pp. 48-49)

In this module you will...

	learn, read and talk about...	learn how to...	practice...	write...
Module 5: Dressed for the Job! (pp. 50-57)	<ul style="list-style-type: none"> • <i>preparations for the show</i> • <i>clothes</i> • <i>jobs</i> • <i>people at work (Culture Channel)</i> • <i>school workers (Around the School!)</i> 	<ul style="list-style-type: none"> • <i>talk about clothes and their sizes</i> • <i>talk about possessions</i> • <i>describe jobs and related clothes</i> 	<ul style="list-style-type: none"> • <i>adjectives</i> • <i>this/these</i> • <i>possessive pronouns</i> 	<ul style="list-style-type: none"> • <i>about your mother/father</i>

Module check 5 (pp. 58-59)

In this module you will...

	learn, read and talk about...	learn how to...	practice...	write...
Module 6: All the Things I Can Do! (pp. 60-67)	<ul style="list-style-type: none"> • <i>abilities</i> • <i>the characters' visit to the Eiffel Tower</i> • <i>what Tom can/can't do</i> • <i>a dude ranch (Culture Channel)</i> • <i>capital cities (Around the School!)</i> 	<ul style="list-style-type: none"> • <i>talk about abilities</i> • <i>make suggestions</i> • <i>ask and answer questions about what people can/can't do</i> 	<ul style="list-style-type: none"> • <i>the verb 'can'</i> • <i>let's</i> 	<ul style="list-style-type: none"> • <i>about the things you can do</i>

Module check 6 (pp. 68-69)

In this module you will...

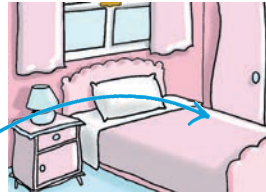
	learn, read and talk about...	learn how to...	practice...	write...
Module 7: The Way We Look! (pp. 70-77)	<ul style="list-style-type: none"> • <i>the visit to planet Ziccom</i> • <i>Masid's magic spell</i> • <i>Tom's monster</i> • <i>space heroes (Culture Channel)</i> • <i>the moon (Around the School!)</i> 	<ul style="list-style-type: none"> • <i>talk about parts of the body</i> • <i>describe physical appearance</i> 	<ul style="list-style-type: none"> • <i>the verb 'have'</i> 	<ul style="list-style-type: none"> • <i>a description of your monster</i>

Module check 7 (pp. 78-79)


Merry Christmas!	pp. 80-81
Greetings from ... !	pp. 82-83
Word list	pp. 84-86
Certificate of Achievement	p. 87



bed



bedroom



bathtub

bathroom

A dollhouse!

2



Listen and answer.



1 Who's in the bedroom?

2 Who's in the bathroom?

3



Now, listen again and read.





sofa



armchair




cupboard

Where's Masid?


2 Listen and choose.

- 1 What's in the living room?
 a) a tree
 b) a chair
- 2 What's in the kitchen?
 a) a tree
 b) an armchair


3 Now, listen again and read.




Cindy: Look at my dollhouse now!
 Lin: There's an armchair in the bathroom!



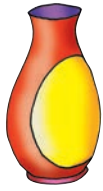
Wendy: Look in the living room!
 Cindy: There's a chair on the sofa!



Lin: What's in the kitchen?
 Cindy: Oh, no! There's a tree in the kitchen!



Cindy: And where's Masid?
 Wendy: He's in the cupboard!



vase



cap



tree



4 Read and write: **a** or **an**.



1 cap



2 apple



3 umbrella



4 egg



5 table



6 orange

a chair 

an armchair 


an + a, e, i, o, u



on

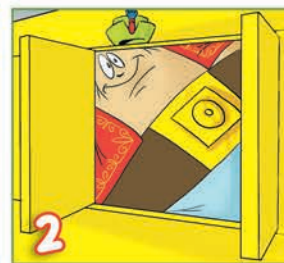


in



under

5 Read and practice.



- 1 A: Where's Masid?
B: He's in the armchair.





lamp



rabbit

My room!

2  **Read and write. Then, listen and check.**




Hi! I'm Tom and this is my bedroom. There is a big 1)  in my bedroom.

It's 2)  . It's my favorite

color! There is a 3)  and a

4)  . The table is black and the chair is 5)  .

There is a nice 6)  on the table. It's 7)  .

Look at my 8)  , Pinky! He's on the bed. Ha, ha! He's very funny!

3 **Talk with your friends.**

Portfolio

4 **Write about your bedroom.**

This is my bedroom.
There is a green bed in
my bedroom ...



Hi! I'm Sara and this is my bedroom. There
is a blue ...

5  **Listen and repeat.**

Where is the White House and who lives in it?



6  **Let's sing!**



Where, oh where,
Is my teddy bear?
Is he in the living room?
Is he in the pink bathroom?

Where, oh where,
Is my teddy bear?
In the kitchen, on the chair?
In my favorite blue armchair?

Where are you,
My little Ted?
Here you are,
Under my bed!

7 **Where are the teddy bears?**
Use: chair, bed, table.

- 1 Claire is on the
- 2 Gable is under the
- 3 Fred is in the

Graceland!



CULTURE CHANNEL

Graceland
HOME OF ELVIS A. PRESLEY
3717

7 Read and answer.

- 1 Where is Graceland?
- 2 What color is Elvis' Cadillac?

Elvis' home

Graceland, Elvis Presley's home, is in Memphis, Tennessee. Here is what you can see there:

Elvis' pink Cadillac



Elvis' grave



Elvis' living room



Elvis' gold records and costumes

Thousands of people visit Graceland every year. In fact, the only house in America that has more visitors is the White House!

ZOOM IN


2 Write about a famous building in your country.

Include:


- name
- short description
- pictures/photographs

Around the School! (Art & Design)

Model Room! Use small boxes to make a model of your room.



Let's Play!



Module check 3

★ Vocabulary

1 Look, read and write. (20 points)

- Where's the red genie? In the **living room**.
- 1 Where's the yellow genie? In the
- 2 Where's the green genie? In the
- 3 Where's the blue genie? In the
- 4 Where's the black genie? In the

20



2 Look, read and choose. (20 points)



- A It's a sofa.
B It's a vase.



- 3 A It's a rabbit.
B It's a dog.



- 1 A It's a parrot.
B It's a frog.



- 4 A It's a chair.
B It's an armchair.



- 2 A It's a tree.
B It's a kite.



- 5 A It's a cat.
B It's a cap.

★ Language in Use

3 Fill in: a or an. (10 points)

20



○ a table



1 orange



2 vase



3 tree



4 apple



5 armchair

10

4 Look, read and circle.

(20 points)



0 Where's Masid?
He's **on** /in the sofa.



1 Where's the parrot?
It's **under/on** the box.



2 Where's the frog?
It's **under/in** the vase.



3 Where's Cindy?
She's **in/on** the armchair.



4 Where's Masid?
He's **on/under** the table.

20

★ Communication

5 Look, ask and answer. Then write. (10 points)



A: What's in the
0) **kitchen**?
B: A chair.
A: What color is it?
B: 0) **yellow**.



A: What's in the
bedroom?
B: 1)
A: What color is it?
B: 2)

10

★ Reading and Writing

6 Look, read and write.

(20 points)

Hi, I'm Ann and this is my 0) 

bedroom. It's very big! There is a

pink 1) , a

black 2)  and a

red 3)  in my

bedroom. There is a nice 4) 

..... on the table. It's red

and yellow! Look at my parrot,

Polly! She's on the 5) 

20


Total 100

✓ Now I can...

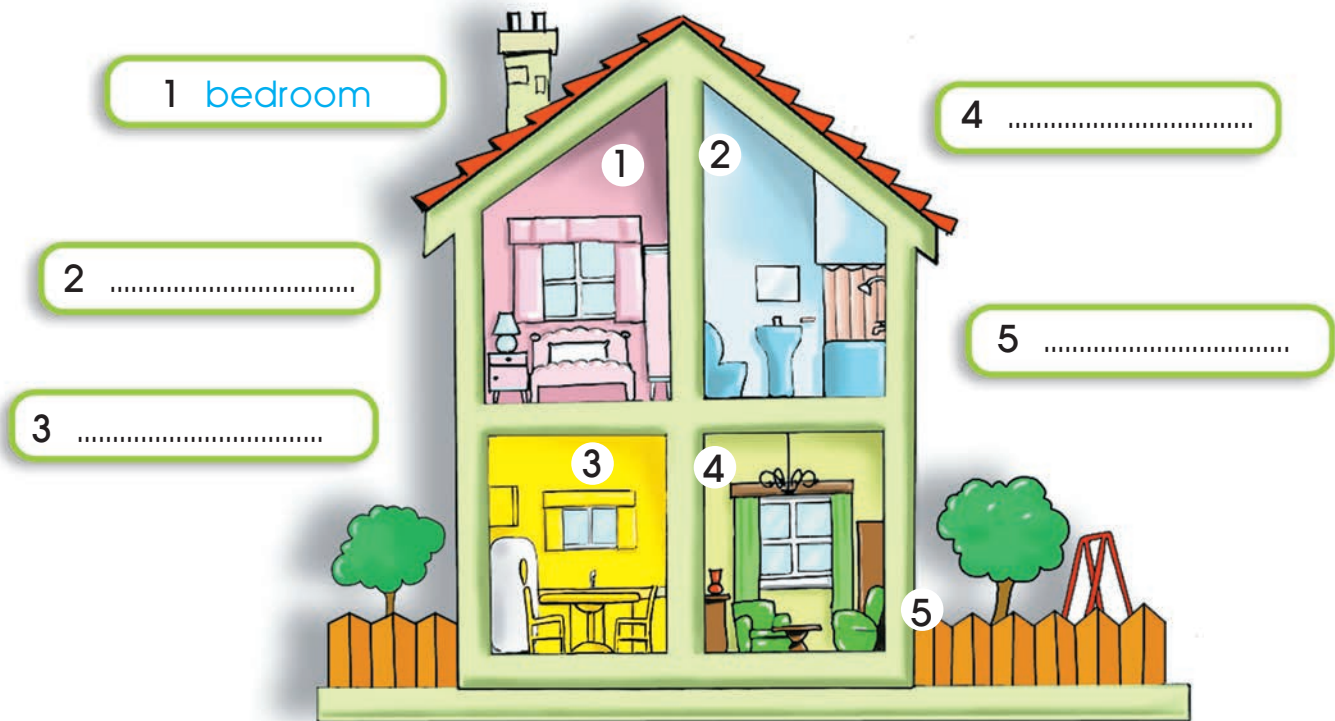
- talk about rooms and furniture.
- say the names of colors.
- ask about and say where things are.
- write about my bedroom.

7 Find the stickers!

Colors!



2 Look and write: **kitchen, bedroom, living room, bathroom, yard.**




3 Fill in: **he, she or it.**

- | | | |
|---------------|--------------|---------------|
| 1 Cindy | 3 dog | 5 Masid |
| 2 Oscar | 4 tree | 6 Lin |

4 Look and write: **He's, She's or It's.**



- | | | | |
|----------|------------------|--------------|-----------------|
| 1 | 2 in | 3 | 4 |
| a swing. | the living room. | a dollhouse. | in the kitchen. |

1 Look and read. Put a (✓) or an (X).

 1 This is a sofa.

 4 This is a cupboard.

 2 This is a rabbit.

 5 This is a bed.

 3 This is a cap.

 6 This is a chair.
2 Fill in: a or an.


1 an orange

6 umbrella



2 bike

7 egg



3 sofa

8 table



4 apple

9 cap



5 cupboard

10 rabbit




3 Look, read and answer. Then, write.



Where's the teddy bear?
It's **on** the chair.



Where's the cap?
It's the swing.



Where's the rabbit?
It's the hat.



Where's the vase?
It's the table.




Where's the parrot?
It's the box.



Where's Masid?
He's the vase.

4 Listen and draw a line.



1 Read and write the word.

Hello! I'm Sally and this is our living room. There is a 1)



sofa in the room. There is an 2)



..... and a brown

3)



....., too! There is a 4)



..... and

there is a red 5)



..... on it. Look at my 6)




..... ! Her name is Fluffy. She's very funny!

2 Read again and write yes or no.

- | | |
|--|-------|
| 1 There is a sofa in the living room. | yes |
| 2 There are two bookcases. | |
| 3 There is a table. | |
| 4 There is a yellow vase on the table. | |
| 5 The cat's name is Fluffy. | |

3 Draw your pet. Then write.



Name:

Age:

Favorite place in the house:

Start

Whose dollhouse is this?

It's a ...

Where's Masid?

1 2 3

It's a ...

Where's Oscar?

Go back to start

Where's Wendy?

16 15 14 13

BOOM!

What's in the yard?

17

Where's the bed?


Whose home is Graceland?

Where's the cap?


Is the vase on the table?


19 18 20 21

4 **Go back to start**
BOOM!


5 It's a ...


6 Who's Pinky?


7 Name the colors.



8 It's an ...


9 **Go back to start**
BOOM!


10 Where's the parrot?


11 What's Tom's favorite color?

12 Is it a rabbit?


22 Sing the 'Teddy Bear Song'!


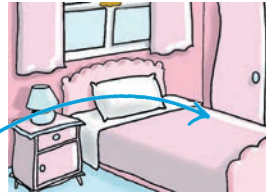
23 **Go back to start**
BOOM!

24 Where's Masid?



Finish



bed



bedroom



bathtub

bathroom




A dollhouse!

2 Listen and answer.

1 Who's in the bedroom?

2 Who's in the bathroom?

3 Now, listen again and read.



Unit 7: A dollhouse!

Aims

To introduce and identify areas of the house, furniture and colors. To identify the position of objects.

Language focus

Who's in the bathroom? There's a pink bed in the bedroom!

Target vocabulary

Bedroom, bed, bathroom, bathtub, kitchen, chair, living room, bookcase, yard, swing.

Extra materials

The *My House* poster. The *Numbers & Colors* poster. Completed *Progress Report Cards* for Module 2.

★ WARM-UP

(Activities to review the language of the previous module.)

Ask the Ss to take the project about their families (p. 24 Ex. 3) from their *Language Portfolios*. Ask some Ss to stand up and read what they have written. After each Student has read his/her composition, encourage the others to ask questions, e.g.

(Ben), what's your mother's name?

Hand out the completed *Progress Report Cards* for the previous module and ask the Ss to file them in their *Language Portfolios*.

Note: Any necessary remedial teaching may be done now.

STUDENT BOOK

★ PRESENTATION

1 Listen, point and repeat. 30 CD1

(Activities to present and activate colors and the rooms of the house.)

- **Student books closed.** Put up the *My House* poster. Point to the individual rooms and the outside and say: *bathroom, kitchen, bedroom, living room, and yard*. Then point to the following and say: *bed, bathtub, chair, bookcase, swing*. The Ss repeat, together and individually.

Put up the *Numbers & Colors* poster. Point to each color and ask the Ss to identify it. Say: *This is ...* Elicit: *Brown*. Encourage them to repeat, together and individually.

- **Student books open.** Play the cassette/CD and ask the Ss to point to the corresponding pictures on the page. Repeat the listening activity. The Ss listen and repeat, together and individually. Check their pronunciation and intonation.

★ LISTENING & READING

(Activities to use the vocabulary in context by talking about Cindy's dollhouse.)

2 Listen and answer. 31 CD1

Point to the scene. Ask the Ss to identify what is going on in the pictures: *Cindy is showing her dollhouse to her friends, Wendy and Lin*.

Read questions 1 and 2 and explain the instructions to the Ss. Play the cassette/CD. The Ss listen and complete the task. Play the cassette/CD as many times as necessary.

1 Cindy 2 Masid

3 Now, listen again and read. 32 CD1

Play the cassette/CD. The Ss listen and follow the dialogue in their books. Play the cassette/CD again with pauses for them to repeat, together and individually. Check their pronunciation and intonation.

Ask them to work in pairs and act out exchanges from the dialogue. Demonstrate the first picture with one Student, e.g.

Teacher: *Hello, Mrs. Clark. Where's Cindy?*

Student: *She's in her room.*

Continue the demonstration with another Student, then have the Ss continue to act out the dialogue in pairs.

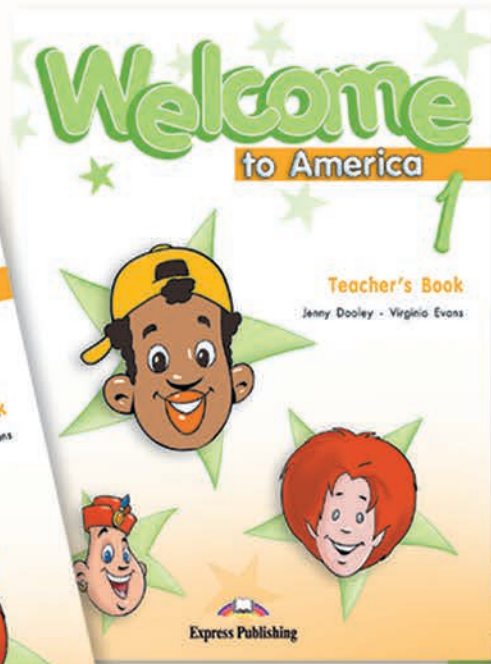
Extension

Write the following sentences on the board: *The kitchen is yellow. There is a brown bed in the bedroom*. Ask the Ss to read the dialogue again and decide which sentence is true and which one is false. Check their answers.


SAMPLE PAGES
FROM *Welcome to America 1*
Teacher's Book
(Interleaved)




Student Book



Teacher's Book
(interleaved)



Workbook



Flashcards



DVD



Student CD



Class CDs



CD-ROM
fully animated



Posters

Welcome

to America

2

Student Book

Jenny Dooley - Virginia Evans



Express Publishing

Contents

Starter Unit: Getting to know you! (pp. 4-9)

In this module you will...

Module 1:
Something
to Eat!
(pp. 10-17)

learn, read and talk about...	learn how to...	practice...	write...
<ul style="list-style-type: none"> • Oscar and Eddy looking for some food to eat • children's meal at Burger World • Eddy's note to his mom • American breakfast (Culture Channel) • places that serve breakfast (Around the School!) 	<ul style="list-style-type: none"> • talk about food • ask about and comment on food • order food 	<ul style="list-style-type: none"> • some - any • there is - there are • countable - uncountable nouns 	<ul style="list-style-type: none"> • a note • about a typical breakfast in your country

Module check 1 (pp. 18-19)

In this module you will...

Module 2:
Hot and
Cold!
(pp. 20-27)

learn, read and talk about...	learn how to...	practice...	write...
<ul style="list-style-type: none"> • Lin's conversation with her mom over the phone • Masid's joke on Eddy and Oscar • children's postcards to their parents • the weather in the US (Culture Channel) • music (Around the School!) 	<ul style="list-style-type: none"> • talk about the weather • describe actions happening now • ask and answer about present activities • talk about vacation activities 	<ul style="list-style-type: none"> • present progressive 	<ul style="list-style-type: none"> • a postcard from your summer vacation • about the weather in your country

Module check 2 (pp. 28-29)

In this module you will...

Module 3:
Day to
Day!
(pp. 30-37)

learn, read and talk about...	learn how to...	practice...	write...
<ul style="list-style-type: none"> • Oscar meeting Eddy to play basketball • watching a TV program • Helen Sander's typical day • schools in the US (Culture Channel) • days people were born on (Around the School!) 	<ul style="list-style-type: none"> • say the days of the week • talk about time and daily routines 	<ul style="list-style-type: none"> • simple present • prepositions of time (at - in - on) 	<ul style="list-style-type: none"> • about Masid's typical day • about your school life

Module check 3 (pp. 38-39)

In this module you will...

Module 4:
All Year
Round!
(pp. 40-47)

learn, read and talk about...	learn how to...	practice...	write...
<ul style="list-style-type: none"> • Wendy planting some seeds • Wendy, Tom, Eddy and their favorite seasons • Cindy's letter to her pen pal • winter and summer activities in Vermont, US (Culture Channel) • fruits/vegetables that grow above/below the ground (Around the School!) 	<ul style="list-style-type: none"> • talk about months/seasons • describe actions related to seasons • give and follow instructions • talk about likes and dislikes 	<ul style="list-style-type: none"> • simple present • imperative • like doing - don't like doing 	<ul style="list-style-type: none"> • a letter to a pen pal • about winter and summer activities in your country

Module check 4 (pp. 48-49)

In this module you will...

Module 5:
The Call of
the Wild!
(pp. 50-57)

learn, read and talk about...	learn how to...	practice...	write...
<ul style="list-style-type: none"> • Tom talking about his pet rabbit • Tom's journey to Africa • wild animals • nighttime animals (Culture Channel) • animals that hibernate (Around the School!) 	<ul style="list-style-type: none"> • describe animals (pets and wild) • say what an animal can/can't do • talk about animals' eating habits 	<ul style="list-style-type: none"> • adjectives • can/can't • short answers 	<ul style="list-style-type: none"> • about your pet/favorite animal • about an animal that lives in your country

Module check 5 (pp. 58-59)

In this module you will...

Module 6:
Snack Time!
(pp. 60-67)

learn, read and talk about...	learn how to...	practice...	write...
<ul style="list-style-type: none"> • preparations for a picnic • Blackbeard the pirate • Jamal's favorite chicken sandwich • barbecues in the US (Culture Channel) • faces made out of different pasta shapes (Around the School!) 	<ul style="list-style-type: none"> • ask and answer questions about how much food/how many food items you have • shop for food • ask and answer questions for personal information 	<ul style="list-style-type: none"> • countable - uncountable nouns • how much - how many • question words 	<ul style="list-style-type: none"> • about your favorite sandwich • about what you eat at a barbecue or a picnic in your country

Module check 6 (pp. 68-69)


In this module you will...

Module 7:
Magic
Moments!
(pp. 70-77)


learn, read and talk about...	learn how to...	practice...	write...
<ul style="list-style-type: none"> • Lin's photo album • Oscar winning the gold medal • Masid's vacation photos • trailers (Culture Channel) • the history of the Olympic Games (Around the School!) 	<ul style="list-style-type: none"> • talk about vacation photographs • talk about sports and sport timetables 	<ul style="list-style-type: none"> • personal object pronouns • simple present vs. present progressive 	<ul style="list-style-type: none"> • about your vacation photos • about a typical family vacation in your country

Module check 7 (pp. 78-79)

Happy Halloween!	pp. 80-81
Happy New Year!	pp. 82-83
Word list	pp. 84-86
Certificate of Achievement.....	p. 87



Student Book



Teacher's Book
(interleaved)



Workbook



Flashcards



DVD



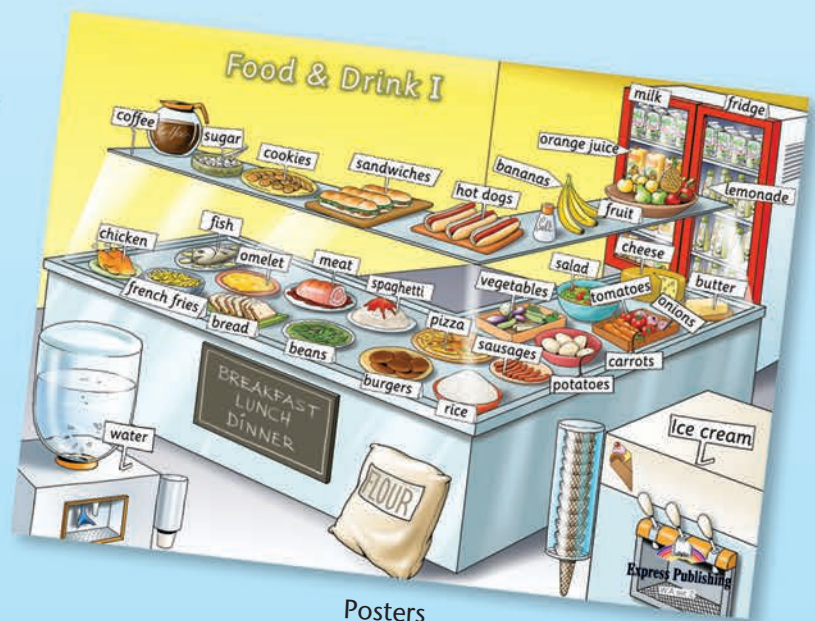
Student CD



Class CDs



CD-ROM
fully animated



Posters


Welcome

to America

3

Student Book

Jenny Dooley - Virginia Evans



Express Publishing

Contents

In this module you will...

	learn, read and talk about...	learn how to...	practice...	write...
Starter Module: Welcome back! (pp. 4-9)	<ul style="list-style-type: none"> • <i>friends meeting up</i> • <i>Manuel, Wendy's new friend</i> • <i>an e-mail message</i> 	<ul style="list-style-type: none"> • <i>talk about countries and nationalities</i> • <i>talk about presents and their origin</i> • <i>describe someone's physical appearance</i> 	<ul style="list-style-type: none"> • <i>the verb 'to be'</i> • <i>the verb 'to have'</i> • <i>numbers (1-20)</i> • <i>possessive case</i> • <i>colors</i> 	<ul style="list-style-type: none"> • <i>an e-mail message</i>

In this module you will...

	learn, read and talk about...	learn how to...	practice...	write...
Module 1: Getting There! (pp. 10-17)	<ul style="list-style-type: none"> • <i>going to Cindy's new house</i> • <i>helping Cindy with her new room</i> • <i>an invitation to a party</i> • <i>the White House (Culture Channel)</i> • <i>the Geography of Central and South America (Around the School!)</i> 	<ul style="list-style-type: none"> • <i>ask and give directions</i> • <i>talk about location</i> 	<ul style="list-style-type: none"> • <i>there is/are</i> • <i>prepositions of place</i> • <i>imperative</i> • <i>pronouns and adjectives</i> 	<ul style="list-style-type: none"> • <i>an invitation for your new house</i> • <i>about a famous building in your country</i>

Module Check 1 (pp. 18-19)

In this module you will...

	learn, read and talk about...	learn how to...	practice...	write...
Module 2: Play the Game! (pp. 20-27)	<ul style="list-style-type: none"> • <i>Eddy frightening the girls</i> • <i>getting dressed for Halloween</i> • <i>rules for Jake's room</i> • <i>Halloween (Culture Channel)</i> • <i>candy apples (Around the School!)</i> 	<ul style="list-style-type: none"> • <i>talk about actions happening now</i> • <i>talk about abilities</i> • <i>ask for, give or refuse permission</i> 	<ul style="list-style-type: none"> • <i>present progressive</i> • <i>'can'</i> • <i>too + adjective</i> 	<ul style="list-style-type: none"> • <i>rules for your room</i> • <i>about a special event in your country</i>

Module Check 2 (pp. 28-29)

In this module you will...

	learn, read and talk about...	learn how to...	practice...	write...
Module 3: A Special Day! (pp. 30-37)	<ul style="list-style-type: none"> • <i>children joining a surprise party</i> • <i>grandma Alima's birthday</i> • <i>an invitation to a surprise party</i> • <i>weddings (Culture Channel)</i> • <i>important dates (Around the School!)</i> 	<ul style="list-style-type: none"> • <i>talk about birthdays and dates</i> • <i>talk about age</i> 	<ul style="list-style-type: none"> • <i>numbers (10-100)</i> • <i>this/that - these/those</i> • <i>ordinals</i> • <i>question words</i> 	<ul style="list-style-type: none"> • <i>an invitation for a birthday party</i> • <i>a wedding in your country</i>

Module Check 3 (pp. 38-39)

In this module you will...

Module 4:
On Sale
Today!
(pp. 40-47)

learn, read and talk about...	learn how to...	practice...	write...
<ul style="list-style-type: none"> shopping for the school bazaar the school bazaar a poster advertising the school bazaar Mall of America (Culture Channel) US dollars (Around the School!) 	<ul style="list-style-type: none"> ask people to buy some food shop for food ask for and give prices order food 	<ul style="list-style-type: none"> countable - uncountable nouns containers plurals 	<ul style="list-style-type: none"> about a school bazaar about a shopping center in your country

Module Check 4 (pp. 48-49)

In this module you will...

Module 5:
What's the
Subject?
(pp. 50-57)

learn, read and talk about...	learn how to...	practice...	write...
<ul style="list-style-type: none"> Oscar and Eddy's day at school a Science class Cindy's favorite day Schools in the USA (Culture Channel) The five senses (Around the School!) 	<ul style="list-style-type: none"> tell the time talk about school subjects and which you like/don't like talk about daily routines 	<ul style="list-style-type: none"> present simple prepositions of time (at-in-on) adverbs of frequency 	<ul style="list-style-type: none"> about your favorite day about schools in your country

Module Check 5 (pp. 58-59)

In this module you will...

Module 6:
At Work, At
Play!
(pp. 60-67)

learn, read and talk about...	learn how to...	practice...	write...
<ul style="list-style-type: none"> Wendy and Cindy meeting Mr. Black, the firefighter meeting Mr. Black in the park Mr. Mills, the mailman popular hobbies (Culture Channel) careers (Around the School!) 	<ul style="list-style-type: none"> talk about daily routines and present activities talk about professions express preferences for free-time activities 	<ul style="list-style-type: none"> simple present vs. present progressive want to be why - because like doing 	<ul style="list-style-type: none"> about Miss Sweet, the baker about a popular hobby in your country

Module Check 6 (pp. 68-69)

In this module you will...

Module 7:
Memory
Lane!
(pp. 70-77)

learn, read and talk about...	learn how to...	practice...	write...
<ul style="list-style-type: none"> what the children were like as babies what the town was like fifty years ago changes in a town over the years the Big Apple (Culture Channel) street games (Around the School!) 	<ul style="list-style-type: none"> describe what you were like as a baby talk about the past identify changes in a place over the years 	<ul style="list-style-type: none"> simple past of 'to be' adjectives there was/ there were 	<ul style="list-style-type: none"> a description of a town, now and then what your town was like a hundred years ago

Module Check 7 (pp. 78-79)

A Very Merry Christmas!	pp. 80-81
Valentine's Day!	pp. 82-83
Word List	pp. 84-86
Certificate of Achievement	p. 87

1



go along

turn left

turn right

record store

Cindy's new house!

2 Listen and write **yes** or **no**.

1 Cindy's new house is on Tree Street.

2 Cindy's new house is number six.

3 Now, listen again and read.





bank



train station



supermarket



restaurant



hotel

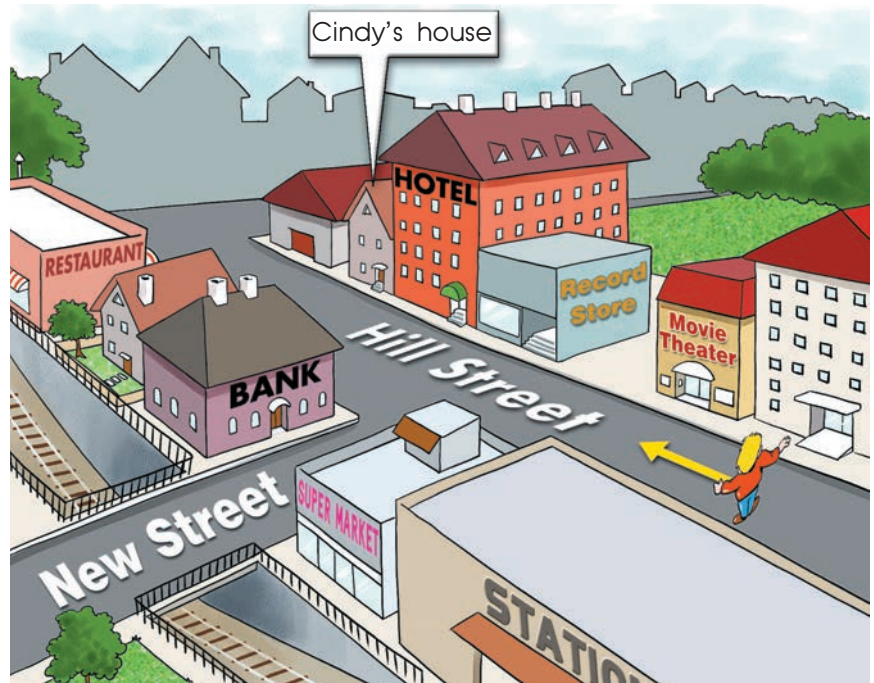


4 You are on Hill Street! What is on the left? What is on the right? Look, read and practice.

- 1 record store
- 2 supermarket
- 3 restaurant
- 4 movie theater
- 5 train station
- 6 bank



There's a record store on the right.



5 Now, look at the map again and practice.

A: Is there a record store next to the bank?

B: No, there isn't. There is a record store across the street from the bank.

- a bank across the street from the movie theater?
- a house between the bank and the restaurant?
- a train station next to the bank?

There is/There's a hotel on Hill Street. It's **between** the record store and Cindy's house.
 Is there a hotel **across** the street from the supermarket?
 There is not/There isn't a hotel next to the train station.

6 Listen, look at the map and write.

- 1 It's the **restaurant**.
- 2 It's the **m**.....
- 3 It's the **h**.....
- 4 It's the **b**.....



stove




sink



drawer

Upstairs, downstairs!

2 Listen and read.



Cindy's Mom: Put the stove in the kitchen, between the sink and the fridge! Hello, everyone! Cindy!

Cindy: I'm in my room. It's upstairs, across the hall from the bathroom!



Wendy: OK, everybody! Come on, let's help Cindy!

Cindy: Put my books on the shelf, please! Don't put my shoes in the drawer, Oscar!



Cindy: Put them in the closet, please!

Lin: What's the matter, Eddy?

Eddy: Oh, no! Help! The closet!

Wendy: Masid! Get out of the closet and help us!

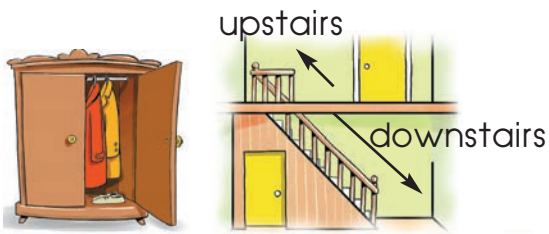


Masid: Help? In my new clothes?

Cindy: Oh, Masid! They're not yours. They're mine!

3 Now, read again and write **yes** or **no**.

- | | |
|--------------------------------------|------------------------------------|
| 1 The fridge is in the kitchen. | 3 Cindy's room is downstairs. |
| 2 Cindy's in the bathroom. | 4 Masid is in the closet. |



closet



hall



wall



dining room



4 Read and circle.

- 1 Jill is my friend. She /It is my friend.
- 2 Put **the gloves** in the drawer.
Put **they/them** in the drawer.
- 3 This is **Peter's** bike.
This bike is **hers/his**.
- 4 That is **the dog's** basket.
That is **our/its** basket.
- 5 Look at **Steven!** Look at **her/him!**
- 6 Play with **Jenny and me!**
Play with **ours/us!**
- 7 This house is **Linda and Bob's.**
This house is **theirs/their.**

I	me
you	you
he/she/it	him/her/it
we	us
you	you
they	them

my	mine
your	yours
his/her/its	his/hers/-
our	ours
your	yours
their	theirs

Put the books on the shelf!
Don't put the shoes in the drawer!

5 Listen and fill in: don't open, clean up, wash, water.

Mom: Hello, dear! I'm at the supermarket. Please 1) the dishes for me.

Cindy: OK, Mom. Anything else?

Mom: Oh, yes! 2) your room and 3) the flowers in the garden. And Cindy ...

Cindy: Yes, Mom?


Mom: 4) the windows today. It's cold!

Cindy: OK, Mom. Bye!

6 Listen and repeat, then practice.

- A: **Where's the bedroom?**
- B: **It's upstairs, across the hall from the bathroom.**

- dining room?
- bathroom?
- kitchen?
- living room?

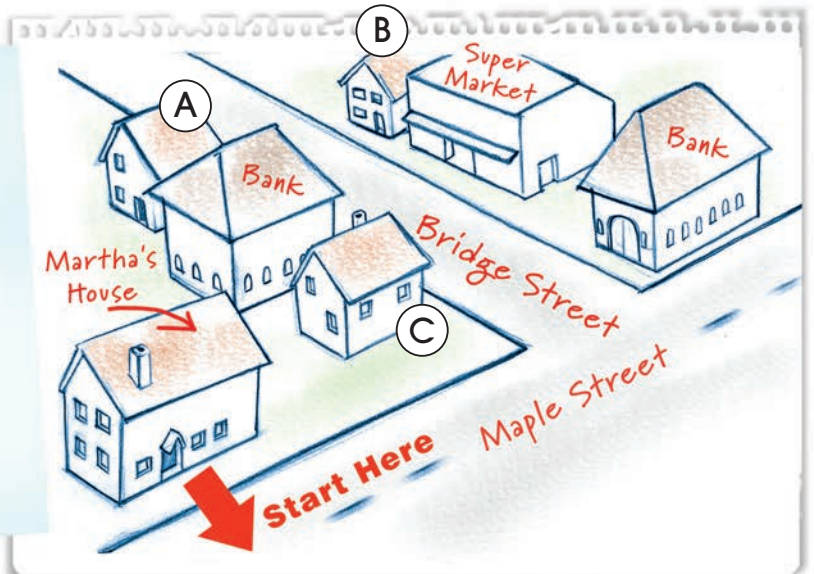


Come to my house!

- 1** Listen, read and choose: **A, B** or **C**.

Dear Martha,
 I'm in my new house now! It's on Bridge Street. Please come to my party! Go along Maple Street. Turn left onto Bridge Street. My house is number twelve, on the right, next to the supermarket.

Love,
 Kelly



- 2** Over to you. Talk with your friend.

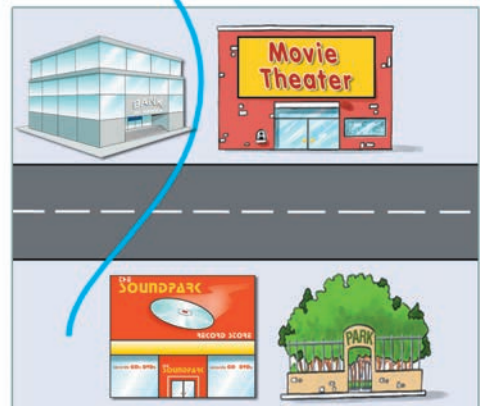
- 1 What's the name of your street?
- 2 What is your house number?
- 3 How many bedrooms are there in your house?

Portfolio

- 3** Invite your friend to your new house.

- 4** Listen and repeat.

- 5** Listen and draw a line.



Bond's bank on Park Avenue is across the street from the book store!

6 Let's sing!

Where is the kitchen, Paul?
It's on the left, next to the hall!
Where is the bedroom, Paul?
It's on the right, next to the hall!

Where is the dining room?
Is it near the living room?
No, that's the bathroom, dear!
The dining room is over here!



7 Draw a plan of your house and make up your own song!

8 Let's play!

Look at the map on page 11. Think of a place. Your classmates try to guess where you are.

You: *Where am I?*

Student 1: *Are you on Hill Street?*


You: *Yes, I am.*

Student 2: *Are you across the street from the bank?*

You: *No, I'm not.*

Student 3: *Are you next to the bank?*

You: *Yes, I am.*



1600 Pennsylvania Avenue!



1 How much do you know about the White House? Read and write **True** or **False**.

The White House is at 1600 Pennsylvania Avenue, in Washington, DC. It is the home of the President of the United States.

There are more than one hundred thirty rooms and a large collection of beautiful works of art in the White House. There are rooms for the President's family, offices, a huge kitchen, a library, a doctor's office, a bowling alley, a swimming pool and a movie theater. Outside the White House, there are beautiful gardens all around.

The White House is a very popular place to visit and every year more than a million people go there. They like to see where the President lives and works!

- 1 The White House is in New York.
- 2 The President of the United States lives there.
- 3 There are more than one hundred thirty rooms there.
- 4 There's a zoo at the White House.
- 5 More than one million people visit it every year.

ZOOM IN

2 Write about a famous building in your country.

Include:

- name
- pictures/photographs
- a short description

Around the School! (Geography)

Central and South America



7 Match the countries to their capitals.



Countries	Capitals
Argentina	Mexico City
Brazil	Brasilia
Chile	Bogotá
Colombia	Guatemala City
Costa Rica	Managua
El Salvador	Panama City
Guatemala	San José
Mexico	San Salvador
Nicaragua	Montevideo
Panama	Caracas
Paraguay	Lima
Peru	Asunción
Uruguay	Santiago
Venezuela	Buenos Aires

2 Look at the map, point and make sentences.

① This is Mexico. The capital city of Mexico is Mexico City.

Module check 1

★ Vocabulary

1 Look, read and choose. (30 points)

0



- A bank
B hotel

1



- A restaurant
B record store

2



- A sink
B stove

3



- A drawer
B closet

4



- A dining room
B hall

5



- A turn left
B turn right

30

★ Language in Use

2 Read and circle. (18 points)



Roy is from Chicago in the USA. 0) He/Him is American! He has a sister. 1) Hers/Her name is Liz. Roy has a dog, too! 2) It/Its name is Max! Roy and Max are in the yard now. Look at 3) them/theirs! 4) They/Their are very happy! Roy's mother is next to the tree. Look at 5) she/her! She has some orange juice! It's 6) his/hers!

18

3 Look, read and underline. (12 points)




- 0 There are two baskets under/on the table.
1 There's a stove next to/between the fridge and the sink.
2 There's a radio in/on the fridge.
3 There's a table across from/under the window.
4 There are two chairs next to/between the door.

12

★ Communication

4 Look and write: **next to, behind, between.** (20 points)

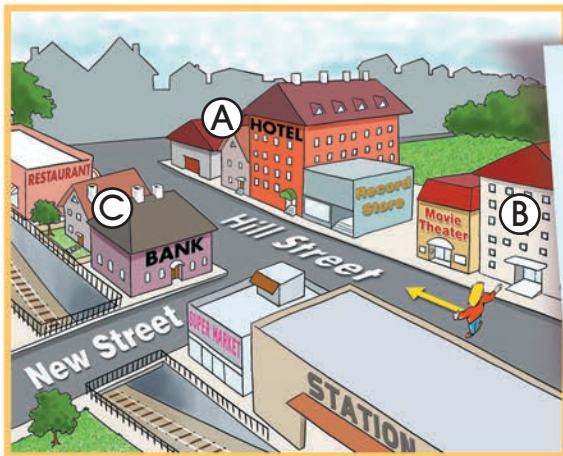


- O A: Where is John?
B: He's **next to** George.
- 1 A: Where is Mike?
B: He's Juliet.
- 2 A: Where is Greg?
B: He's Alex and Sam.
- 3 A: Where is Bob?
B: He's David.
- 4 A: Where is George?
B: He's Bob.
- 5 A: Where is Sally?
B: She's Martha and Ann.

	20
--	----

★ Reading and Writing

5 Look, read and choose **A, B or C.** (20 points)



Dear Paul,
Please come to my new house. It's on Hill Street. Go along New Street, then turn left onto Hill Street. My house is number twenty-one, on the right, next to the hotel.

Love,
Sue

- Sue's home is

	20
--	----


Total		100
-------	--	-----

✓ Now I can...

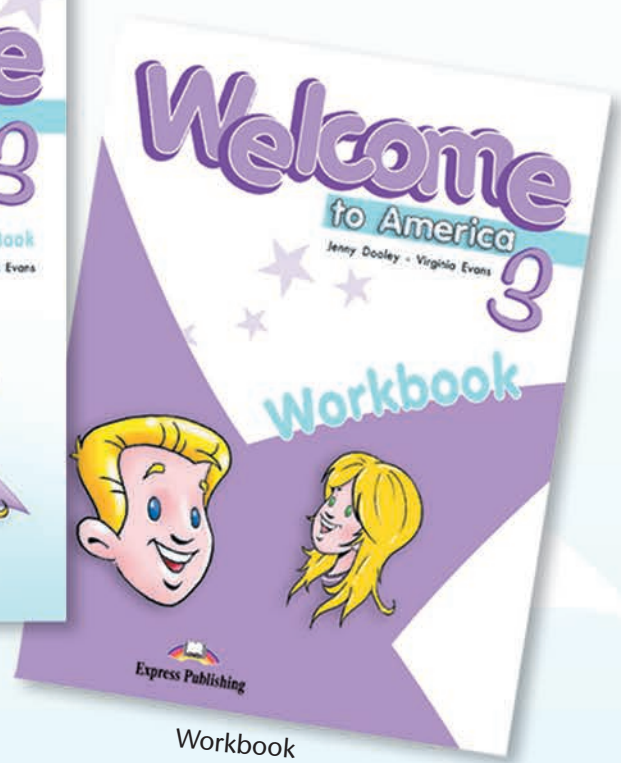
- ask for directions.
- give directions.
- say where things are.
- give commands.
- write an invitation for my new house.



Student Book



Teacher's Book
(interleaved)



Workbook



Flashcards



DVD



Student CD



Class CDs



CD-ROM
fully animated



Posters

Welcome

to America

4

Student Book

Jenny Dooley - Virginia Evans



Express Publishing

Contents

Starter Unit: Together again! (pp. 4-9)

In this module you will...

	learn, read and talk about...	learn how to...	practice...	write...
Module 1: It's a chore! (pp. 10-17)	<ul style="list-style-type: none"> • Oscar telling Eddy about his chores • Eddy helping out at home • Teresa's life at college • household chores in the USA (Culture Channel) • recycling (Around the School!) 	<ul style="list-style-type: none"> • talk about everyday chores • describe actions happening at the time of speaking 	<ul style="list-style-type: none"> • simple present • present progressive • adverbs of frequency 	<ul style="list-style-type: none"> • a letter to a friend about your week • about household chores in your country

Module check 1 (pp. 18-19)

In this module you will...

	learn, read and talk about...	learn how to...	practice...	write...
Module 2: Animal World! (pp. 20-27)	<ul style="list-style-type: none"> • children visiting Kenzo's farm • wild animals • the blue whale • the Columbus Zoo & Aquarium (Culture Channel) • how milk gets from the cows to your doorstep (Around the School!) 	<ul style="list-style-type: none"> • talk about farm and wild animals • compare animals/people 	<ul style="list-style-type: none"> • comparisons • superlatives 	<ul style="list-style-type: none"> • about the cheetah • about a zoo in your country

Module check 2 (pp. 28-29)

In this module you will...

	learn, read and talk about...	learn how to...	practice...	write...
Module 3: Get Well Soon! (pp. 30-37)	<ul style="list-style-type: none"> • Eddy not feeling well • Eddy's visit to the doctor • Oscar's advice to Cindy • The Greenhouse, a spa in the USA (Culture Channel) • food that acts as medicine (Around the School!) 	<ul style="list-style-type: none"> • talk about illnesses • give orders • give advice 	<ul style="list-style-type: none"> • should/ shouldn't • must/ mustn't 	<ul style="list-style-type: none"> • a letter to a sick friend giving advice • about a spa in your country

Module check 3 (pp. 38-39)

In this module you will...

	learn, read and talk about...	learn how to...	practice...	write...
Module 4: I Remember it Well! (pp. 40-47)	<ul style="list-style-type: none"> • children's weekend • Oscar's experience at the circus • Wendy's experience in Spain • landing on the moon (Culture Channel) • a famous seal (Around the School!) 	<ul style="list-style-type: none"> • talk about the past • talk about past activities 	<ul style="list-style-type: none"> • simple past (regular) 	<ul style="list-style-type: none"> • about your vacation last summer • where you were when an important event happened

Module check 4 (pp. 48-49)

In this module you will...

Module 5:
Cavemen
and
Dinosaurs!
(pp. 50-57)

learn, read and talk about...	learn how to...	practice...	write...
<ul style="list-style-type: none"> cavemen dinosaurs T. Rex American Presidents (Culture Channel) fossils (Around the School!) 	<ul style="list-style-type: none"> talk about people in the past talk about what people did in the past talk about dinosaurs 	<ul style="list-style-type: none"> simple past (irregular) 	<ul style="list-style-type: none"> about Brachiosaurus about an important person from your country's history

Module check 5 (pp. 58-59)

In this module you will...

Module 6:
Fun Food!
(pp. 60-67)

learn, read and talk about...	learn how to...	practice...	write...
<ul style="list-style-type: none"> a TV program on pizza children making their favorite pizzas the history of pizza America's favorite foods (Culture Channel) breakfast around the world (Around the School!) 	<ul style="list-style-type: none"> talk about food describe your favorite food talk about quantity 	<ul style="list-style-type: none"> much/many/a lot of some/any 	<ul style="list-style-type: none"> about the history of potato chips a popular food in your country

Module check 6 (pp. 68-69)


In this module you will...

Module 7:
Summer
Camp!
(pp. 70-77)

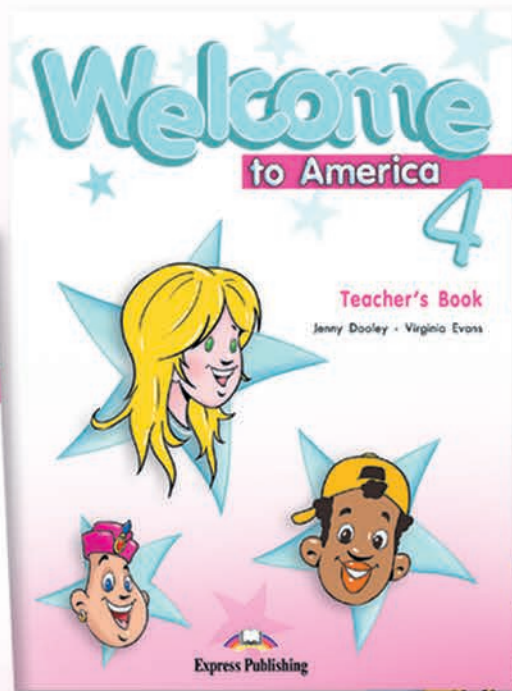
learn, read and talk about...	learn how to...	practice...	write...
<ul style="list-style-type: none"> children getting ready for their summer vacation Camp Masid Wendy's letter to Manuel a surf camp in Hawaii (Culture Channel) clothes for dogs (Around the School!) 	<ul style="list-style-type: none"> make predictions talk about plans and intentions 	<ul style="list-style-type: none"> be going to weather 	<ul style="list-style-type: none"> a letter to a friend from vacation about a vacation camp in your country.

Module check 7 (pp. 78-79)

Mother's Day!	pp. 80-81
Independence Day!	pp. 82-83
Word list	pp. 84-86
Certificate of Achievement.....	p. 87



Student Book



Teacher's Book
(interleaved)



Workbook



Flashcards



DVD



Student CD



Class CDs



CD-ROM
fully animated



Posters

Welcome

to America

5

Student Book

Jenny Dooley - Virginia Evans



Express Publishing

Contents

In this module you will...

Starter
Module:
Welcome to
Boston!
(pp. 4-14)

learn, read and talk about...	learn how to...	practice...	write...
<ul style="list-style-type: none"> • <i>Oscar's first day in Boston</i> • <i>jobs</i> • <i>families</i> • <i>Oscar's first day at the school magazine</i> • <i>unusual pets</i> 	<ul style="list-style-type: none"> • <i>introduce yourself and meet others</i> • <i>talk about nationalities</i> • <i>talk about jobs</i> • <i>describe people</i> • <i>talk about pets</i> 	<ul style="list-style-type: none"> • <i>the verb 'to be'</i> • <i>question words</i> • <i>possessive case</i> • <i>possessive adjectives/pronouns</i> • <i>object pronouns</i> • <i>plurals</i> • <i>simple present</i> 	<ul style="list-style-type: none"> • <i>about your family</i> • <i>a letter to a friend describing your new friend</i> • <i>a description of your pet</i>

The Welcome Weekly (pp. 15-18)

In this module you will...

Module 1:
Work and
Play!
(pp. 19-31)

learn, read and talk about...	learn how to...	practice...	write...
<ul style="list-style-type: none"> • <i>Oscar's conversation with Kamal</i> • <i>daily routines</i> • <i>Oscar meeting Jack Michaels</i> • <i>Sumo wrestling</i> • <i>a summer camp</i> 	<ul style="list-style-type: none"> • <i>talk about daily routines</i> • <i>express preferences</i> • <i>talk about abilities</i> • <i>offer and accept/refuse invitations</i> 	<ul style="list-style-type: none"> • <i>simple present</i> • <i>adverbs of frequency</i> • <i>the verb 'can'</i> 	<ul style="list-style-type: none"> • <i>about what you usually do on Saturdays</i> • <i>a note to your friend</i> • <i>a brochure about a camp</i>

Module check 1 (pp. 32-34)

The Welcome Weekly (pp. 35-38)

In this module you will...

Module 2:
Celebrations!
(pp. 39-51)

learn, read and talk about...	learn how to...	practice...	write...
<ul style="list-style-type: none"> • <i>the characters getting ready for Thanksgiving</i> • <i>the characters meeting to celebrate Thanksgiving</i> • <i>Oscar's letter to Eddy</i> • <i>pumpkin pie</i> • <i>the Indian Summer Festival</i> • <i>La Tomatina, a Spanish celebration</i> 	<ul style="list-style-type: none"> • <i>make offers</i> • <i>describe actions happening now</i> • <i>talk about fixed future arrangements</i> • <i>talk about food</i> • <i>give cooking instructions</i> • <i>give advice</i> 	<ul style="list-style-type: none"> • <i>present progressive</i> • <i>some – any – no</i> • <i>much – many – a lot of</i> • <i>a few – a little</i> • <i>should – shouldn't</i> 	<ul style="list-style-type: none"> • <i>a letter to your friend inviting him to a costume party</i> • <i>a recipe</i> • <i>an article about a festival</i>

Module check 2 (pp. 52-54)

The Welcome Weekly (pp. 55-58)

In this module you will...

Module 3:
Looking
Back!
(pp. 59-71)

learn, read and talk about...	learn how to...	practice...	write...
<ul style="list-style-type: none"> • famous people • stories • important events in history • Mozart • Robert Louis Stevenson • inventions • the first steam engine • the history of roller coasters • a memorable day 	<ul style="list-style-type: none"> • talk about famous people • talk about past activities and abilities • compare means of transportation • report events in a story • express reactions and feelings • describe inventions and what they were used for 	<ul style="list-style-type: none"> • simple past • could/ couldn't • used to • comparisons • adjectives & adverbs 	<ul style="list-style-type: none"> • a biography • an article about the history of roller skates • a story

Module check 3 (pp. 72-74)

The Welcome Weekly (pp. 75-78)

In this unit you will...

Unit 10:
Mysterious
wonders!
(pp. 79-83)

learn, read and talk about...	learn how to...	practice...	write...
<ul style="list-style-type: none"> • the curse of King Tutankhamen • the Seven Ancient Wonders of the World 	<ul style="list-style-type: none"> • talk about the ancient wonders of the world 	<ul style="list-style-type: none"> • simple past 	<ul style="list-style-type: none"> • an article about the Colossus of Rhodes

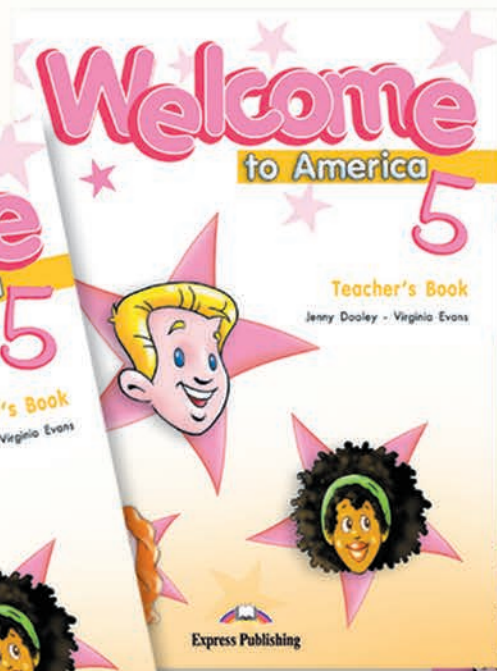
Final check (pp. 84-86)

The Welcome Weekly (pp. 87-90)

Irregular Verbs	p. 91
Word List	pp. 92-94
Certificate of Achievement	p. 95



Student Book



Teacher's Book
(interleaved)



Workbook



Flashcards



DVD



Student CD



Class CDs

An added feature in Welcome to America 5 & 6 is the **Welcome Weekly**. It is a colorful teenage magazine that includes:

- aspects of American culture
- cross-curricular sections
- a cartoon strip in episodes
- songs



Posters


Welcome

to America

6

Student Book

Jenny Dooley - Virginia Evans



Express Publishing

Contents

In this module you will...

**Starter
Module:
A nice trip!**
(pp. 4-14)

learn, read and talk about...	learn how to...	practice...	write...
<ul style="list-style-type: none"> • <i>Lid's trip to France</i> • <i>landmarks</i> • <i>what Josie did on vacation</i> • <i>the characters' childhood memories</i> • <i>what people used to believe when they were children</i> • <i>Carmen's advice</i> 	<ul style="list-style-type: none"> • <i>talk about past activities on vacation</i> • <i>identify signs and related places</i> • <i>talk about past habits and activities</i> • <i>give advice</i> 	<ul style="list-style-type: none"> • <i>simple past</i> • <i>must/ mustn't</i> • <i>used to</i> • <i>should/ shouldn't</i> 	<ul style="list-style-type: none"> • <i>a postcard from vacation</i> • <i>about your childhood memories</i>

The Welcome Weekly (pp. 15-18)

In this module you will...

**Module 1:
Tell a Tale!**
(pp. 19-31)

learn, read and talk about...	learn how to...	practice...	write...
<ul style="list-style-type: none"> • <i>Oscar and his friends going camping</i> • <i>past actions</i> • <i>camping activities</i> • <i>Oscar and his friends' experiences while camping</i> • <i>accidents</i> • <i>stories with a hint of mystery</i> 	<ul style="list-style-type: none"> • <i>describe actions happening at a given time in the past</i> • <i>talk about interrupted actions</i> 	<ul style="list-style-type: none"> • <i>past progressive</i> • <i>simple past</i> • <i>prepositions of movement</i> 	<ul style="list-style-type: none"> • <i>a note of apology</i> • <i>a witness statement</i> • <i>a story</i>

Module check 1 (pp. 32-34)

The Welcome Weekly (pp. 35-38)

In this module you will...

**Module 2:
Life's
Lessons!**
(pp. 39-51)

learn, read and talk about...	learn how to...	practice...	write...
<ul style="list-style-type: none"> • <i>charities</i> • <i>preparations</i> • <i>experiences</i> • <i>natural disasters</i> • <i>the environment</i> 	<ul style="list-style-type: none"> • <i>talk about activities you have/haven't taken part in</i> • <i>talk about preparations</i> • <i>talk about environmental issues</i> • <i>suggest solutions to problems</i> 	<ul style="list-style-type: none"> • <i>present perfect</i> • <i>ever/yet/already</i> • <i>simple past</i> 	<ul style="list-style-type: none"> • <i>a progress report</i> • <i>an article about Mount Vesuvius</i> • <i>a campaign poster</i>

Module check 2 (pp. 52-54)

The Welcome Weekly (pp. 55-58)

In this module you will...

Module 3:
Take a
Break!
(pp. 59-71)

learn, read and talk about...	learn how to...	practice...	write...
<ul style="list-style-type: none"> • <i>Oscar and Charlie's vacation in New Zealand</i> • <i>vacations in the future</i> • <i>vacation activities</i> • <i>vacation arrangements</i> • <i>decisions</i> • <i>weather forecasts</i> • <i>summer jobs</i> 	<ul style="list-style-type: none"> • <i>make requests</i> • <i>make a promise</i> • <i>talk about future plans and intentions</i> • <i>talk about the weather</i> 	<ul style="list-style-type: none"> • <i>will</i> • <i>be going to</i> • <i>will be able to</i> • <i>have to</i> 	<ul style="list-style-type: none"> • <i>a vacation schedule</i> • <i>a letter telling news</i> • <i>an application for a summer job</i>

Module check 3 (pp. 72-74)

The Welcome Weekly (pp. 75-78)

In this unit you will...

Unit 10:
Happy
endings!
(pp. 79-83)

learn, read and talk about...	learn how to...	practice...	write...
<ul style="list-style-type: none"> • <i>Oscar's letter from Masjid</i> • <i>Oscar's busy year</i> 			<ul style="list-style-type: none"> • <i>a letter to a friend about your year</i>

Final check (pp. 84-86)

The Welcome Weekly (pp. 87-90)

Irregular Verbs	p. 91
Word List	pp. 92-94
Certificate of Achievement.....	p. 95



pack my rucksack



dry my hair



fix my bike

I was fixing my bike!

2



Listen, read and fill in.



- 1 Mr. Finlay: Where are they? It's ten!
Lia: I know. They're half an hour late!
- 2 Kamal: Sorry. I was packing my rucksack!
Carmen: And I was drying my
- 3 Lia: Oscar, why are you so late?
Oscar: Because I was fixing my bike.
Mr. Finlay: OK, let's go, everyone!
- 4 Oscar: Agh... Help! What happened?
Lia: You were going too!
Now look at your bike!
Mr. Finlay: OK. Let's go by car, then. Don't delay.
Let's get there **today!**

3 Now, read again and match.

- 1 Kamal was late because he
- 2 Carmen was late because she
- 3 Oscar was late because he

- a was drying her hair.
- b was fixing his bike.
- c was packing his rucksack.



iron my clothes




look for my keys



prepare my lunchbox



4 Listen and repeat. Then practice.



- dry my hair
- pack my rucksack
- iron my clothes
- look for my keys
- prepare my lunchbox




I/He/She/It was sleeping.
We/You/They were sleeping.

I/He/She/It was not (wasn't) sleeping.
We/You/They were not (weren't) sleeping.

Were you sleeping? Yes, I was./No, I wasn't.
Was he sleeping? Yes, he was./No, he wasn't.

5 There was a car accident on Maple Street yesterday morning. What were the people doing at the time of the accident? Look, read and complete.



- 1 A woman **was walking** (walk) her dog.
- 2 A man (read) a newspaper at the bus stop.
- 3 A little boy (eat) an ice cream cone.
- 4 A woman (talk) on the phone.
- 5 Two men (paint) a house.
- 6 Two children (ride) their bikes.



6 Read and complete.

- 1 What **were you wearing** (you/wear) at the party last night?
- 2 The children (look) out the window at the parade.
- 3 I (not/work) yesterday. It was my day off.
- 4 (he/watch) TV last night?
- 5 They (camp) in the mountains last weekend.
- 6 (she/live) in London in 1990?
- 7 The buses (not/run) yesterday because of the snow.
- 8 It (get) dark and it (rain) too.



I was watching TV **while** my Mom was cooking.


7 Look and practice.



- put up tents
- collect firewood



- cook sausages
- bring water



- light campfire
- play guitar



- wash dishes
- pick up trash

1 Mr. Finlay was putting up the tents while Kamal was collecting firewood.

8 Read and choose. Then act out.

- 1 A: Why are you so late?
B: a) I was looking for my car keys.
b) It's at four o'clock.
- 2 A: Why didn't you answer the phone?
B: a) I don't know the number.
b) I was taking a shower.
- 3 A: Was that you at the mall yesterday?
B: a) Yes, I was buying a new pair of jeans.
b) Yes, I know.
- 4 A: What was Dave talking about?
B: a) His new job.
b) He's a good friend.



9 Read and complete.

Roy wanted to go to his daughter, Donna's, school play this evening, but he had a meeting with his boss and he didn't get home until 10:30.



1) Donna,
Sorry I didn't come to your school 2) this evening, but I was having an important 3) with my 4) We were talking until 10 o'clock and I got home at 5) Sorry I missed it. I'm going to bed now. See you in the morning.
Love,
Dad

Portfolio

10 You wanted to go to your friend's party, but something happened and you couldn't go. Write a note to your friend apologizing and explaining why.



scream



hairy



fire alarm

What's going on?

2



Listen and fill in.



- 1 Carmen: What was that?
Lia: There's something
- 2 Lia: Hey, guys! Were you making that noise?
Oscar: No! We were sleeping when we heard Do you think it was a ghost?
- 3 Carmen: A ghost? Agh!
Mr. Finlay: What's going on? I was reading a when I heard a scream!
Kamal: Oh, no! Look! There's something hairy in the trees! It's Bigfoot!
- 4 Oscar: Rocky! Here boy!
Lia: Rocky was making the !
Oscar: He was trying to find us! Good boy!

3

Read again and write **yes** or **no**.

- 1 Oscar and Kamal were reading. no
- 2 Mr. Finlay was sleeping.
- 3 Rocky was making the noise.



lightning



crash



knock



baby carriage



motorcyclist



4



Listen and repeat. Then practice.



I was reading a book when I heard a scream.


- listen to music/hear a scream
- sleep/hear the fire alarm
- walk in the forest/hear a strange noise
- sit in the park/hear a crash
- watch TV/hear a knock on the door



I was taking a shower when the telephone rang.

5 Look and practice.

1



MARK

- take shower



- get dressed

2



MRS HILL

- cook



- run out of house

3



GEORGE

- read newspaper



- call fire department

4



ALAN & HELEN

- listen to music



- look out window

A: What was Mark doing when the alarm went off?

B: He was taking a shower.

A: What did he do then?

B: He got dressed.



6 Look, read and match.

- 1 I was driving up a mountain when
- 2 She was cooking when
- 3 He was riding his bike when
- 4 We were watching a video when

- a he **fell off** and broke his leg.
- b the car **broke down**.
- c the lights **went off**.
- d a fire **broke out**.



Now, choose any of the phrases in bold and draw a picture. Ask your friend to guess what it is.


7 What a laugh! Look, read and say what happened to them last weekend.



in the park

rollerblading

crash into a tree



in Paris

taking pictures
of Eiffel Tower

fall over a
baby carriage



on Maple Street

riding her bike

ride into the
back of a truck



on a bridge

leaning over
the wall

fall into the
water

Janet was in the park last weekend. She was rollerblading when she suddenly crashed into a tree.

Tell the class about something funny that happened to you.

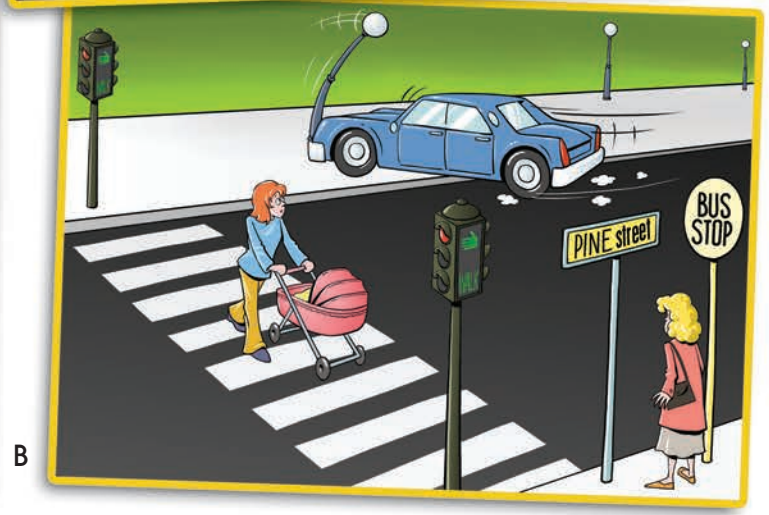

8 Read and choose.

WITNESS STATEMENT


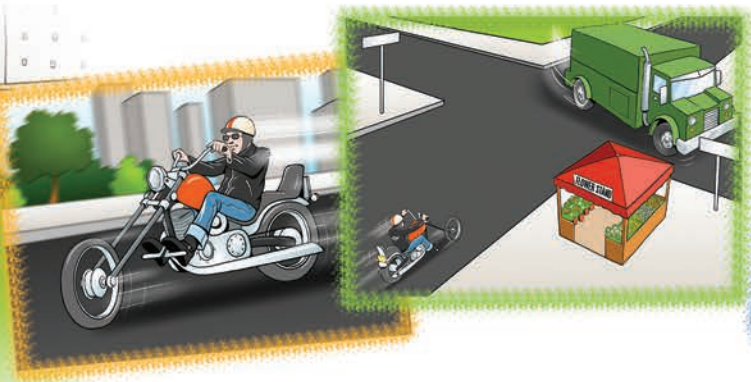
Name: Karen Yoder
 Age: 35
 Occupation: Teacher
 Date: September 13

I was standing by the bus stop on Pine Street. It was 1 o'clock and I was waiting for the bus. A woman was pushing a baby carriage along the sidewalk. She stopped at the crosswalk and started to cross the street, but the 'Don't Walk' sign was on. A blue car was coming down the street. The driver saw the woman and drove onto the sidewalk. He knocked over a hot dog stand. Luckily no one was hurt.

Signature: *Karen Yoder*



9 Mr. Nelson witnessed an accident yesterday. Look at the pictures. Can you say what happened? Then, listen and check your answers.



It was eleven thirty. Mr. Nelson was sitting in the park ...

Portfolio

10 Write Mr. Nelson's witness statement to the Police.

3



airport

uniform

Strange but true!

2 Read the sentences from the story. In pairs, guess what the story is about.

- a *It was about midnight and I was putting the last few things into my suitcase when the phone rang.*
- b *I was dreaming about you!*
- c *I explained about my passport, but he told me that the only thing to do was go back home to get it.*
- d *I always listen very carefully when my mom tells me her dreams!*



Now, listen, read and check your answers.

In a Dream



Everyone has a **strange** story to tell.

Here's one from **Mary Beth Wilson:**

Last summer I was packing my things, ready to leave for vacation in Spain the next day. It was about midnight and I was putting the last few things into my suitcase when the phone rang.

It was my mother: 'I was dreaming about you!' she said, sounding worried. 'You were at the airport and you were talking to a man in a blue uniform. I have a terrible feeling about your flight!' I tried to tell her it was just a dream and there was nothing to worry about.

The next day at the airport, as I was checking my suitcases, I realized I didn't have my passport with me. I was really upset and one of the airport staff asked what was wrong. I explained about my passport, but he told me that the only thing to do was go back home and get it.

Of course, I missed my flight, but an hour later as I was watching TV back at home, I heard something terrible: *Flight 704 to Spain crashed on takeoff. There are no survivors.*

From that day, I always listen very carefully when my mom tells me her dreams!

3 Read again and say **yes** or **no**.

- 1 Mary Beth Wilson was getting ready to leave for Spain.
- 2 Her father called her.
- 3 She forgot her passport.
- 4 She heard about the accident on the radio.



passport



takeoff



robbery



howl



4 You're on TV! Take roles and tell the story.

Girls

Mary Beth Wilson

- pack my things/telephone ring
- my mother/tell me her dream
- talk/man in blue uniform/bad feeling about the flight
- check my suitcase/not have my passport
- talk to man/go back home/miss flight
- see on TV/about crash/of flight 704

Boys

Man at airport

- work at airport/day of crash
- see woman/look in handbag/very upset
- ask/what was wrong
- tell me/go to Spain/not have her passport
- tell her/go back home/get it
- hear screaming/learn about crash flight 704
- feel sad/but/happy for woman
- she/lucky/not have passport

Girls: I was packing my things when the telephone rang.

Boys: I was working at the airport on the day of the crash.

5 Over to you! Talk with your friend.

- 1 What was the strangest thing that ever happened to you or someone you know?
- 2 When did it happen?
- 3 How did you/they feel?

6 Listen and repeat.



I was digging in the garden while Iris was picking apples.

7 Read and complete. Then make sentences: my keys, the river, a tent, a wall, a truck, a rock, the trash, a window.

- | | |
|--------------------|--------------------|
| 1 look for my keys | 5 fall into |
| 2 trip over | 6 crash into |
| 3 put up | 7 pick up |
| 4 look out | 8 lean over |

I was looking for my keys, but I couldn't find them anywhere.



8



Read the article and play *Detective*.

THE TIME

ROBBERY AT PALACE HOTEL

There was a robbery yesterday at the Palace Hotel. Thieves stole jewelry and money from Lady Drummand, who was staying in Room 507. She was taking a bath when she heard the thieves leave her room. Last night the police were investigating the robbery.




STUDENTS A AND B

You both work at the hotel. The police think you stole Lady Drummand's money and jewelry and want to interview you separately. Before the detectives speak to you, decide what you were doing together, where you were, what you were wearing, etc., yesterday afternoon and evening. Your stories must be exactly the same!

DETECTIVES

You all work as detectives for the police. Decide what questions you want to ask, then interview Students A and B separately. Do they have exactly the same story or are they lying?

9 What you think the story is about? Look at the pictures and guess.



Now, listen and check your answers.

10 Read and choose the best title.

1 Last fall, I was getting ready for work and I was running around because I was late. Suddenly, my dog Nell started acting strangely.

2 As I was trying to leave the house, she started jumping up at me and pushing me. 'What's wrong, girl?', I said 'We went for a walk ten minutes ago!' I opened the door, ready to leave, but she ran outside and stood in front of the car. For some reason, she didn't want me to go.

3 I put her back indoors, but as I was driving away I could hear her howling and crying. I remember thinking how strange it was – she was usually so quiet and well-behaved. I drove quickly away – really late by now – but as I was driving onto the highway, a huge truck appeared from nowhere. The last thing I remember is slamming on the brakes.

4 I spent a month in the hospital, recovering. Nell was by my side day and night. I'm sure she was trying to tell me something that day – the only way she knew how!

A terrible accident

A NAUGHTY DOG

A dog's warning

Now, use the pictures and the prompts to tell the story.

Last fall, Ann Stanley was getting ready for work and she ...

11 Read the story again and match.

Paragraph 1

Paragraphs 2 & 3

Paragraph 4

a set the scene (who, where, when, what)

b end the story (feelings/reactions)

c describe the events in chronological order

Portfolio

12 Write a story about something strange that happened to you.

Module check 1

★ Vocabulary

1 Look, and write. (15 points)



t h i e f











	15
--	----

2 Read and underline. (15 points)

- 0 I packed/fixed my rucksack last night and I'm ready to go camping today.
- 1 They picked up/put up the tent under a tree.
- 2 Their car broke out/broke down in a forest in the middle of nowhere.
- 3 Susan washed her hair, dried/ironed it and went out.
- 4 John was going off/lighting the campfire when it started to rain.
- 5 We looked for/collected some firewood, but we couldn't find any.

	15
--	----

★ Language in Use

3 Read and complete. (10 points)

- 0 What were you doing (you/do) last night?
- 1 Wendy (work) late last night.
- 2 (Tom and Roy/eat) lunch at one o'clock?
- 3 Peter and David (not/drink) coffee at nine o'clock.
- 4 He (dig) in the garden all afternoon.
- 5 My Mom (cook) yesterday afternoon.
- 6 (you/read) at ten thirty yesterday?
- 7 I (not/live) in Boston in 2003.
- 8 Jimmy (sing) all morning.
- 9 She (not/study) in her room all day.
- 10 (it/rain) at five o'clock yesterday?

	10
--	----

4 Read and choose. (15 points)

- 0 Beth was leaning the bridge to look at the passing boats.
 A over B on
- 1 I heard a scream and looked the window.
 A into B out
- 2 He couldn't see and fell the lake.
 A on B into
- 3 I fell a big box on the floor.
 A over B at
- 4 The mouse looked the hole and came out.
 A through B over
- 5 He was riding his bike too fast and crashed a tree.
 A into B over

	15
--	----

Units 1 - 3

★ Communication

5 Read and choose. (15 points)

- 0 A: I was sleeping when the fire broke out.
B: a) What did you do then?
b) Were you sleeping?
- 1 A: What was that?
B: a) It's an apple.
b) There's something outside!
- 2 A: What were you doing at ten o'clock yesterday?
B: a) It's late.
b) I'm not sure.
- 3 A: Why are you so late?
B: a) Because I was drying my hair.
b) It's ten o'clock.

★ Reading

6 Read and choose. (10 points)

	15
--	----


THE OLD MAN FINDS A HORSE

Once upon a time, there was an old man. He had a lot of horses. One evening he came back home and saw that one of his horses was missing. His family and his neighbors looked for the horse, but they couldn't find it anywhere. "We're very sorry this happened to you," the neighbors said. The old man replied: "Perhaps it's not a bad thing. Let's wait and see."

The next morning, as he was looking out the window, he saw two horses coming toward his house. It was his horse and another one. His neighbors said: "We're very happy this happened to you." The old man replied: "Perhaps it's not a good thing. Let's wait and see."

A week later, the old man's son rode the new horse. While he was riding the horse, he fell off and broke his leg. "We're very sorry this happened to you," the neighbors said. The old man replied: "Perhaps it's not a bad thing. Let's wait and see."

Sometime later, there was a war. All the young men left their homes to fight for their country and a lot of them died. But the old man's son didn't go to war because of his broken leg! Sometimes when things happen in life, good or bad, they are not always what they seem. We just have to wait and see!




- 0 The old man had a lot of horses.
 A Right B Wrong C Doesn't say
- 1 The neighbors found the missing horse.
A Right B Wrong C Doesn't say
- 2 The horses were brown.
A Right B Wrong C Doesn't say
- 3 The old man's daughter rode the new horse.
A Right B Wrong C Doesn't say
- 4 The old man thought his son's accident was a bad thing.
A Right B Wrong C Doesn't say
- 5 The old man's son didn't go to war because of his accident.
A Right B Wrong C Doesn't say

	10
--	----

Units 1 - 3

★ Writing

7 What happened to Kelly and her son Jeremy last Saturday? Look and match. (5 points)



- Kelly was at home with her little son, Jeremy. A
- 1 Spotty, the neighbor's dog, was pulling Jeremy toward the side of the pool.
- 2 The phone rang and Kelly went to answer it.

- 3 She ran to the yard and pulled Jeremy out of the pool.
- 4 Ever since then, Jeremy plays with Spotty.
- 5 She went to the kitchen window to see what Jeremy was doing.

	5
--	---

8 Now, look at the pictures again and answer. (5 points)

- How was the weather?
- Where did Kelly leave her son to play?
- What was she doing while Jeremy was playing with his toys?
- Where was Jeremy when she went to see him?
- What did she do?

	5
--	---

9 Now, write the story. (10 points)

Last Saturday, Kelly

.....

Kelly went into the kitchen

.....

Ever since then,

.....

and his mom knows he's safe with him.

	10
--	----

Total		100
-------	--	-----

Check (✓) the correct box.

Now I can	very well	OK	not very well
talk about preparation for camping, camping activities & accidents			
talk about things happening in the past			
write a story			

The

Vol. #2

www.welcomewkly.us

Welcome

Weekly



Bigfoot. An American Legend. Read about some up close and personal encounters with America's most mysterious creature.



Hello Campers! In this week's issue, you can learn how to build the best campfire in the forest!



This week sees the professor, Lia and Oscar ghost-catching at a spooky old Mansion ...



'In Stereo!' Get shivers down your spine when you sing our brand new song 'A Walk in the Forest'.



BIGFOOT

An American Legend

Read and match the words in bold to the definitions.

- | | |
|-------------------|------------------|
| a long and untidy | c man/woman |
| b type of monkey | d a living thing |

In many parts of the USA, people sometimes see a huge **ape-like creature** in the forests. He is called Sasquatch, from a word that means 'wild man'.

People also call him Bigfoot because of the big footprints he leaves in the ground.

What does Bigfoot look like? Here are some 'eyewitness' reports:

'I was driving rather slowly when a huge, tall, hairy thing came running out of the forest and almost hit my window. There was a big – at least 7 to 8 feet tall – hairy, **human-like** creature beside the truck.'

'It was huge, it seemed to have a man-like shape, but a kind of pointy head and wide shoulders. After watching it for a few seconds I realized that it was walking up the hill toward us.'


'My husband and I were delivering papers when we saw something large step out of the trees ... The creature was about 8 or 9 feet tall; it had long **shaggy** hair and looked black.'

Bigfoot is very mysterious. No one knows how many there are or where they come from. There are others who say that they don't exist at all!

- Do you think Bigfoot exists or not? Talk with your friend.

ZOOM IN

Send us your articles about a mysterious creature or a legend from your country. Include: a short description and pictures.





HOW TO BUILD A CAMPFIRE

Look, read and write the word.

Camping just isn't camping without a bright, warm

1) **campfire** to cook on, keep warm by, and sing songs around. Build the fire in a clear area, away from
 2) and equipment. Then make a fire ring with a circle of large 3) – put the small twigs, dry 4) or grass in the center and light it, slowly adding more. Then add sticks, keeping them close together, but allowing space for air. When you have a good fire going, add 5), one piece at a time. And remember – always have a 6) of water close by, just in case!



ZOOM IN

In pairs, mime building a campfire.



Episode 2



Listen and answer.

- 1 Where are they?
- 2 What is Professor McDuff trying to catch?
- 3 Where was the noise coming from?
- 4 What was Professor McDuff doing?

IN STEREO

A walk in the forest!

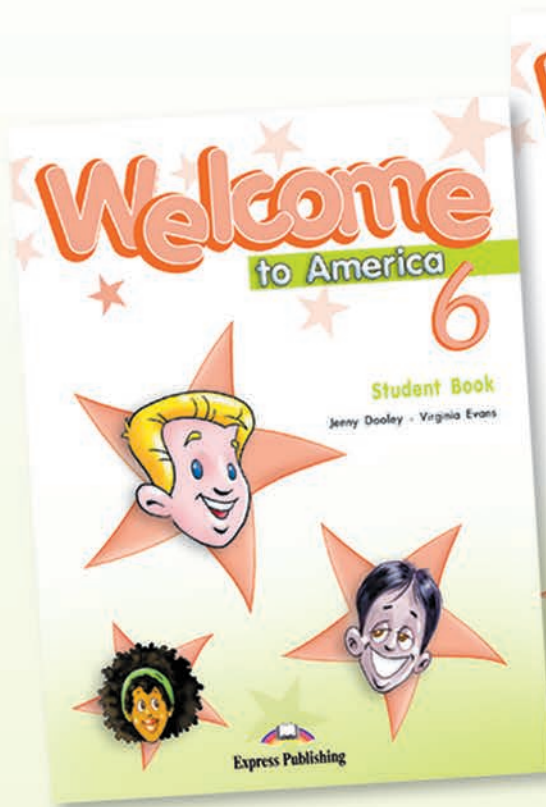
I was walking in the forest
Just the other night,
I was looking at the stars
And the moon was bright!

Then out from the trees
Came the strangest sight!
I never ever had
Such an awful fright!

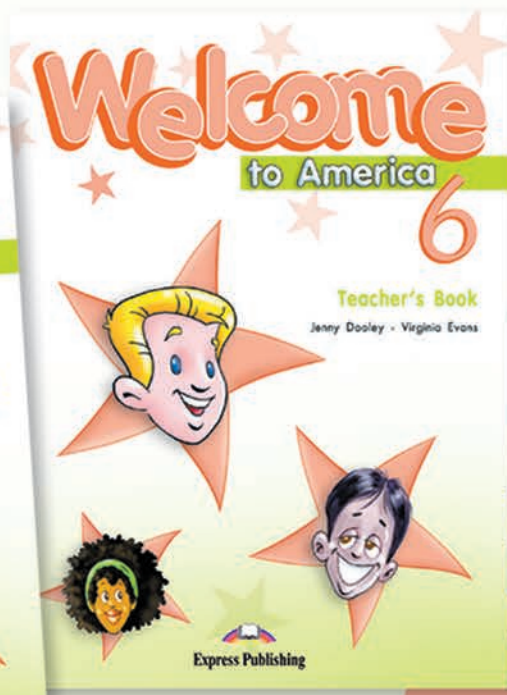
Deep in the forest
On the way home,
Deep in the forest,
All alone!

Well, it was seven foot tall
It was hairy and black
I ran all the way home
And never looked back!

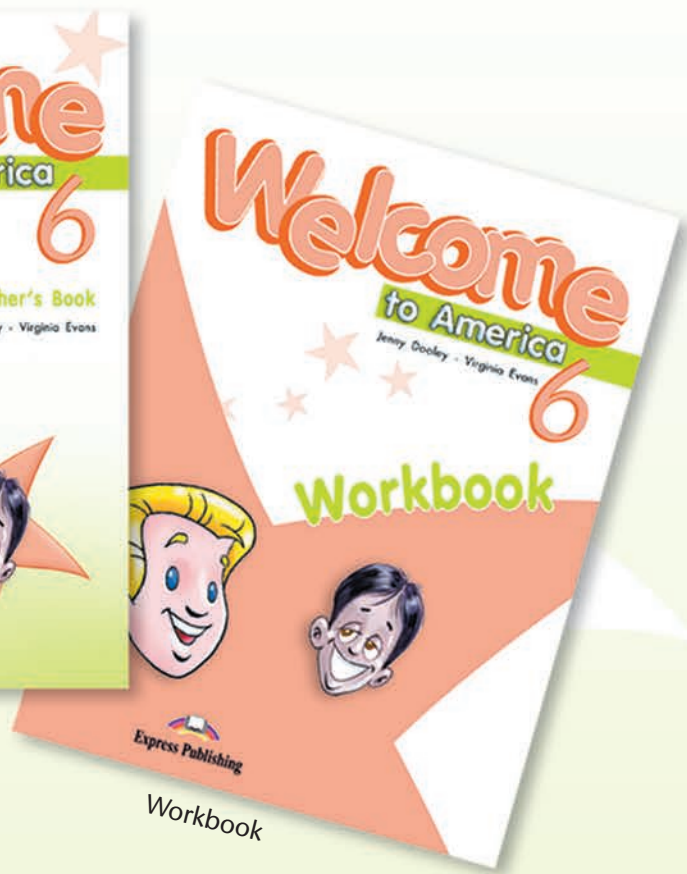





Student Book



Teacher's Book
(interleaved)



Workbook



Flashcards



DVD



Student CD



Class CDs



Posters

An added feature in Welcome to America 5 & 6 is the **Welcome Weekly**. It is a colorful teenage magazine that includes:

- aspects of American culture
- cross-curricular sections
- a cartoon strip in episodes
- songs

Liberty House, Greenham Business Park, Newbury, Berkshire RG19 6HW
Tel.: (0044) 1635 817 363 - Fax: (0044) 1635 817 463
e-mail: inquiries@expresspublishing.co.uk
<http://www.expresspublishing.co.uk>



Express Publishing