



Smiles

A fresh, new series for Primary Learners

Learning with
a **Smile** is
Learning for Life!



Express Publishing



Smiles interactive eBooks

The pupil's interactive study partner!

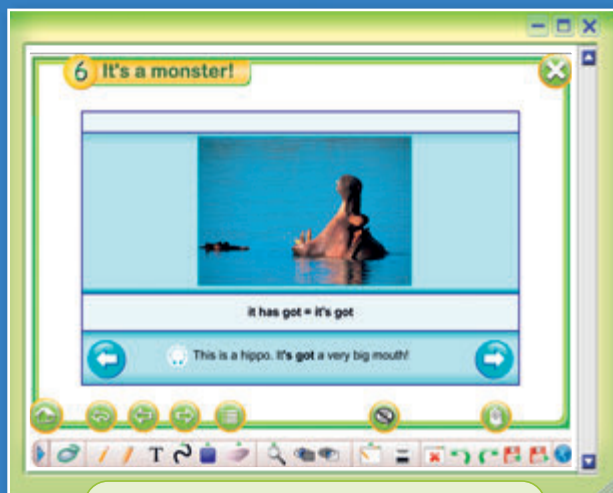
Homework is cool with the ieBook!



• Read-along dialogues and texts help pupils improve their reading skills



• Audio-visual practice and revision of new vocabulary



• Animated grammar revision and practice



• Portfolio activities with model projects



• Fully animated songs to sing along



• A fully animated reader



Digital Learning Method © Express Publishing is fully protected under the provisions of Intellectual Property Law.



• Fully animated dialogues and songs



• Fun vocabulary and grammar games to revise and consolidate the language presented in each module



• Stories from around the world fully animated



• Interactive activities to practise and consolidate the new language in an enjoyable way




• A bilingual digital audio-visual dictionary



• Fun quizzes for every module

For Pupils




Pupil's Book



Alphabet Book



Let's celebrate! 1




Activity Book

For Teachers




Pupil's Multi-ROM
(Audio CD & DVD)



Teacher's Book
(Interleaved)



Picture Flashcards



Story Cards



Teacher's Multimedia Resource Pack:

- Class CDs
- DVD
- Resource Pack CD-ROM



Interactive Whiteboard Software



Posters &
Cross-Curricular
Posters



Smiles

Jenny Dooley - Virginia Evans

PRE-JUNIOR ◆


Pupil's Book



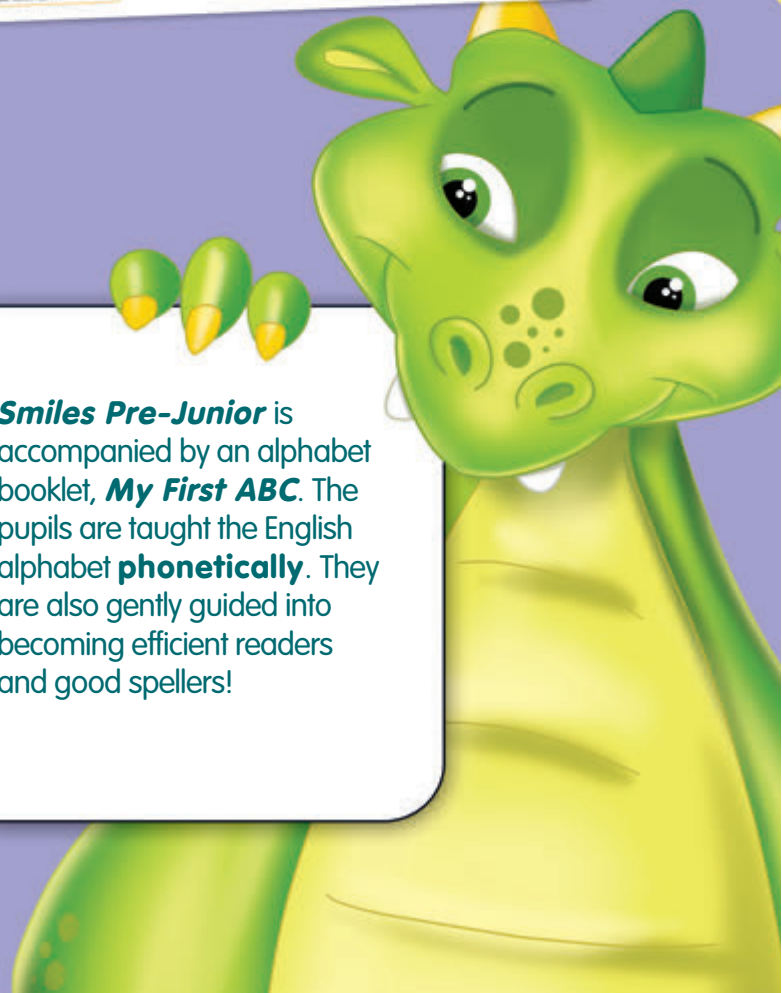
Express Publishing



Smiles Pre-Junior comprises six modules. The first three modules focus on listening and speaking skills while providing ample pre-reading and pre-writing practice. The rest of the modules provide smooth introduction to reading and writing as well.



Smiles Pre-Junior is accompanied by an alphabet booklet, **My First ABC**. The pupils are taught the English alphabet **phonetically**. They are also gently guided into becoming efficient readers and good spellers!



Smiles

Pupil's Book

Contents

Let's Start!	p.	2
Module 1 My Family	p.	4
Module 2 My School	p.	18
Module 3 My Room	p.	32
Module 4 My Pets	p.	46
Module 5 My Food	p.	60
Module 6 My Music	p.	74
My Green Passport	p.	88
Songs & Chants	p.	91
Pictionary	p.	93

Jenny Dooley – Virginia Evans



Express Publishing

3 My Room

The target vocabulary is always pre-taught through audio and visual stimuli.



1 Colour. Point and say.   



2 Sing the *My room* song! 

(See p. 91)



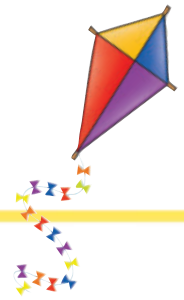


3 Let's listen!

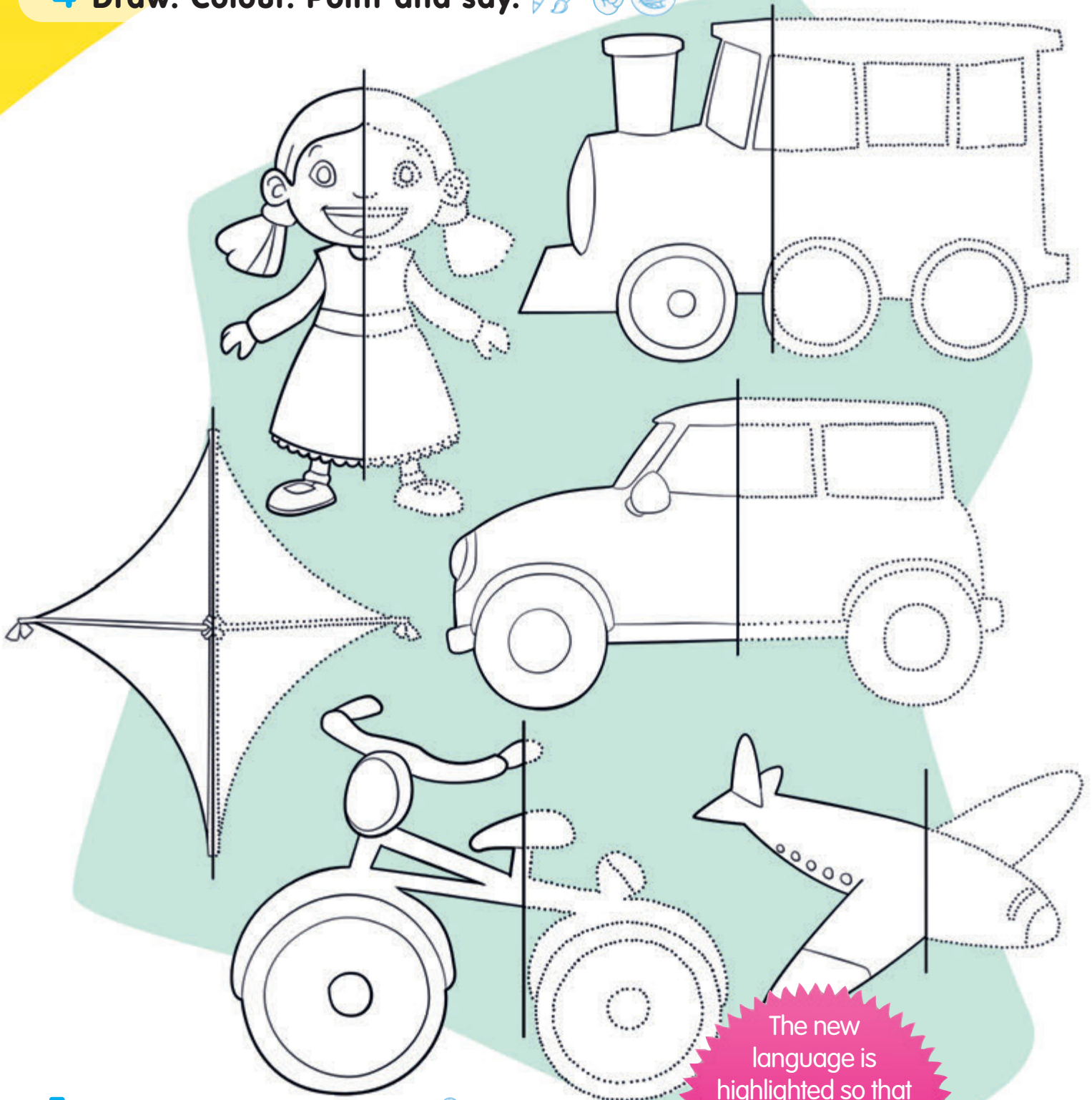


Likeable characters and interesting stories make learning an exciting experience!





4 Draw. Colour. Point and say.



5 Sing the *My toys* song!

(See p. 91)






The new language is highlighted so that the teachers can refer to it at any time during the lesson.

I've got a kite. It's




6 Let's listen! 





7 Let's listen! 





8 Listen and number. Play *Simon says!*   




Upbeat **songs** and chants provide plenty of opportunities for TPR activities!

9 Sing the *Come on everybody* song and do! 

(See p. 92)

Stamp your feet!

10 Count. Write the number. Say.



CRAFTWORK

Craftwork activities to promote a hands-on approach to language learning!





11 Let's play!

Circle-Time
activities to consolidate the new language as well as develop the pupils' emotional and social skills.



Project Time
sections to help the pupils personalise the new language.



My toys





Our World sections introduce cross-cultural information through pupil-friendly topics.



1 Listen and point.



- Draw a picture of a bus, boat or train from your country. Present it to the class.


Pupils use English as a means to explore other subject areas.



2 Circle the mistakes. 



The Little Engine that Could...

A story from America

3 Let's listen! 




Stories from around the world provide cultural information as well as teach values.


5



6



7









8






CHECKPOINT 3

1 Find the **Stickers**!

1 	2 	3 
4 	5 	6 

2 Listen and colour.



Checkpoint
sections for
revision and
evaluation.

3 Look, draw and say.  


1





2



3



My Smiles Report



CARNIVAL

1 Use the code and colour the picture.



Sample pages
from
**Let's
celebrate! 1.**


2 Let's sing!

Let's go to the carnival,
Let's go there today!
Let's go to the carnival,
Let's join the parade!

Let's go to the carnival,
Let's go there right now!
Let's go to the carnival,
Let's all dress like clowns!




2 **CRAFTWORK**



For Pupils



Pupil's Book



My Alphabet Book



Let's celebrate! 3




Companion
(Vocabulary &
Grammar Practice)



Activity Book

For Teachers



Teacher's Book
(Interleaved)



Picture Flashcards



Teacher's
Multimedia
Resource Pack:

- Class CDs
- DVD
- Resource Pack CD-ROM



Pupil's Multi-ROM
(Audio CD & DVD)



Posters &
Cross-Curricular Posters



Smiles

Jenny Dooley - Virginia Evans

JUNIOR A ◆

Pupil's Book



Express Publishing



Contents

Starter Unit (pp. 4-7)

In this module you will...

Module 1 (pp. 8-19)

learn, read and talk about...

Unit 1

school items, people and countries

Unit 2

toys, personal belongings, everyday expressions

learn how to...

- identify school items
- talk about toys
- say whose things are

practise...

- a – an
- the verb 'to be'
- possessive case
- plurals (-s)
- this/that – these/those

write...

- about your school things
- about your toys

Storytime! (pp. 20-21) Checkpoint 1 (pp. 22-23)

In this module you will...

Module 2 (pp. 24-35)

learn, read and talk about...

Unit 3

numbers (11-20), family members, cartoon families

Unit 4

rooms, things in a house, living and non-living things

learn how to...

- count up to 20
- say how old you are
- talk about your family
- say what there is in a room
- talk about your house
- say where people and things are

practise...

- the verb 'to be'
- possessive adjectives
- there is/there are
- plurals (-es)
- prepositions of place

write...

- about your family
- about your house

Storytime! (pp. 36-37) Checkpoint 2 (pp. 38-39)

In this module you will...

Module 3 (pp. 40-51)

learn, read and talk about...

Unit 5

activities, famous people

Unit 6

animals, parts of a body, animals and how many legs they've got

learn how to...

- talk about abilities
- say what you've got
- identify parts of the body
- describe your appearance

practise...

- the verb 'can'
- plurals (irregular)
- the verb 'have got'

write...

- about what you can/can't do
- about a farm

Storytime! (pp. 52-53) Checkpoint 3 (pp. 54-55)



In this module you will...

Module 4
pp. (56-67)

learn, read and talk about...

Unit 7

weather, clothes, weather in different places

Unit 8

seasons, actions, an apple tree around the year

learn how to...

- describe the weather
- talk about clothes
- say what is happening

practise...

- present continuous

write...

- about what you are wearing
- an entry in your diary

Storytime! (pp. 68-69)
Checkpoint 4 (pp. 70-71)

In this module you will...

Module 5
pp. (72-83)

learn, read and talk about...

Unit 9

food, food from different countries

Unit 10

daily routine, days of the week, time, daytime and night-time animals

learn how to...

- say which food you like/don't like
- talk about everyday activities
- tell the time

practise...

- present simple
- some/any

write...

- a note
- about your favourite day

Storytime! (pp. 84-85)
Checkpoint 5 (pp. 86-87)

My Green Passport (pp. 88-93)

Glossary (pp. 94-96)

6 It's a monster!



head

1 Listen and read.

Engaging dialogues **fully animated!**



2 Read the story and choose.

1 *It's got two big eyes!*

a Liam **b** Lilly

2 *It's got a big nose!*

a Liam **b** Lilly

3 *It's a monster!*

a Daisy **b** Lilly



hair



eyes



ears



nose



mouth



hands



legs



3 Complete. Use **have got** or **has got**.


- 1 We **have got** green eyes.
- 2 Bob _____ big hands.
- 3 They _____ brown hair.
- 4 I _____ a small nose.
- 5 My sister _____ red hair.
- 6 You _____ a small head.

GRAMMAR

I/You/We/They **have got** blue eyes.
 He/She/It **has got** a small nose.

I **have got** = I've got
 She **has got** = She's got

4 Count and write. Then say.



Fun activities provide multiple paths to language learning.

- a 1 mouth
- b _____ eyes
- c _____ noses
- d _____ ears
- e _____ hands
- f _____ legs



It's got one mouth.

5 Listen and number.



□



1



□



□

Short texts that use the new language in a meaningful way. They also act as models for the pupils' portfolio activities.



On the farm

1 Listen and read. Then complete.


Dear Mum and Dad,
I'm here on Grandpa and Grandma's farm. It's great here! Grandpa has got ten cows now! His favourite cow is Carly! Grandma has got five chickens. They are very funny! Grandpa and Grandma have got four goats, too! The goats have got babies. They are very cute!

Love,
Daisy



Grandpa and Grandma have got ten 1) _____, five 2) _____ and four 3) _____.

2 Look, read and match.



- 1 It's got a big nose. d
- 2 It's got big ears. _____
- 3 It's got big eyes. _____
- 4 It's got a big head. _____
- 5 It's got a big mouth. _____

3 Listen and repeat. Then read.



Pronunciation
twisters

Bob's got a long body.



duck



chicken



cow



frog



rabbit




4 Read and circle.

- 1 Nanny Rose **haven't** / **hasn't** got black hair.
- 2 My dog **haven't** / **hasn't** got big ears.
- 3 They **haven't** / **hasn't** got pink noses.
- 4 Rabbits **haven't** / **hasn't** got small ears.
- 5 Roy the clown **haven't** / **hasn't** got a big head.


5 Look, read and answer.



- ① Has Liam got red hair?
Yes, **he has**.



- ② Have chickens got small heads?
Yes, _____.



- ③ Have cows got two legs?
No, _____.



- ④ Has Ann got green eyes?
No, _____.

GRAMMAR

Have I/you/we/they **got** big hands?
Has he/she/it **got** big ears?

I/You/We/They **have not got** a cat.
He/She/It **has not got** small ears.

Have you **got** a dog?
Yes, I **have**. / No, I **haven't**.

Has he **got** a rabbit?
Yes, he **has**. / No, he **hasn't**.

have not = haven't has not = hasn't

Clear and
brief
grammar
tables




You are on a farm. Talk with your friends. Then write about it.



Dear ...,
I'm on ... farm.
It's great here! ...

Lively songs,
many of which
are based on
traditional tunes.

1 Let's sing!



I'm a farmer,
My name is Sam.
I've got a lot of animals
On my farm!
I've got a cow and
It's big and fat!
Moo, moo, moo
It goes like that!

2 Which animals have you got on your farm?
Look and circle. Then say.



How Many Legs?

Time for **CLiL**
Maths



3 Look. Then count and write.

Cross-curricular sections help pupils explore other subject areas.

No
LEGS



snake

2
LEGS



duck

4
LEGS



horse

6
LEGS



butterfly

8
LEGS



spider

1 horse + butterfly + duck = **twelve**

2 spider + snake + butterfly = _____

3 snake + chicken + duck = _____

4 dog + chicken + duck = _____

5 goat + cow + chicken = _____

6 rabbit + duck + snake = _____



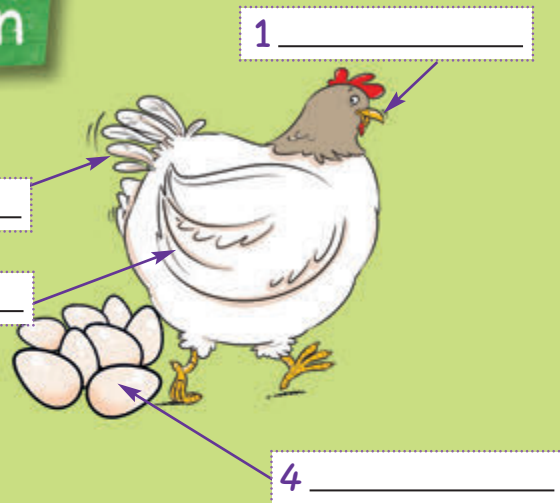
My Green Passport

C The Life Cycle of a Chicken


1 Read and label the picture.

What is a chicken?

A chicken is a bird. Chickens have got **feathers** and **beaks**. They've got **wings**, too, but they can't fly. Chickens live on farms and they lay **eggs**.



2 Complete. Use: **eggs, chicken, chicks**.



A **1)** _____
lays eggs in a nest.

The mother chicken must keep the
2) _____ warm for 21 days.


The **3)** _____ (baby birds)
use their beaks to get out of the
eggs. This can take a full day!



D Trees for Our Planet!

My Green Passport sections develop pupils' environmental literacy and help them learn to respect the environment.



1 Read and match.



A




B



C

- 1 Trees give us oxygen. _____
- 2 A lot of animals live in trees. _____
- 3 When it's hot and sunny in summer, trees keep us cool. _____
- 4 We get a lot of food from trees. _____
- 5 A tree can be a great place to play! _____



E



D

2 My special tree!


Find a tree you really like.
What is its name?
Take a leaf from the tree.
How does it change in spring,
summer, autumn and winter?
Make notes and draw!



6 It's a monster!

• About the story ... Go to Pupil's Book page 46.

1 Put the pictures in order. Then match the pictures to the speech bubbles.



a It's got a big nose!

b OK, children. Time for bed!

c Carly, come and say hello!

d Oh, what's that?

2 Do the crossword puzzle.

3 Read and match. Then colour.


1 **b** It's got five legs.
It's green.

3 It's got six eyes. It's blue
with green hands.

2 It's got two heads.
It's purple.

4 It's got one big mouth.
It's red with a blue nose.

Sample pages
from
**Smiles Junior A
Activity Book.**



4 Make sentences.

1 I/two/legs

I've got two legs.

2 We/red hair

3 They/green eyes

4 He/a big mouth

5 You/big hands

Board Game 3

Units 5-6



Say what it is.

Go back three squares! 

Say the missing word(s).

Say or do.



4

Board Games in the Activity Book to consolidate the new language in a fun way.

3

Point to your eyes, mouth and nose.



15

2

Can he run?
Yes, he .

16

Has it got big ears? Yes, it .

1



How many legs have two horses got?

17

START



5

Say two animals with no legs.

6

I _____ draw, but I can sing.

7

I can _____ a horse.

14

13

Mime three things you can do.

Name four farm animals.

11



12



8

Look! It's _____ a small head.

10

9




18



19

FINISH

Happy New

1  **New Year Countdown!** Find the words that rhyme with the numbers. Then listen and check.

again

door

late

mix

new

fun

10

Start another year **1) again!**

9

All hold hands and make a line!

8

New Year's Day is never **2) _____!**

7

Fireworks that go up to heaven!

6

Time to meet and time to **3) _____!**

5

We are glad to be alive!

4

Who's the first one through the **4) _____?**

3

Happy days for you and me!

2

Goodbye to old and hello to **5) _____!**

1

Everybody's having fun!

HAPPY NEW YEAR

Year!

2  Let's sing!


Sample pages
from **Let's
celebrate! 3.**

Every new year is for living,
Every new year is for giving!
Every new year is for sharing,
Happy New Year, everyone!
Happy New Year, Happy New Year,
Happy New Year to everyone!

3 **Make a Happy New
Year badge!**



For Pupils



Pupil's Book



Let's celebrate! 4




Companion
(Vocabulary &
Grammar Practice)



Activity Book

For Teachers



Teacher's Book
(Interleaved)



Picture Flashcards



Teacher's
Multimedia
Resource Pack:

- Class CDs
- DVD
- Resource Pack CD-ROM



Pupil's Multi-ROM
(Audio CD & DVD)



Posters &
Cross-Curricular Posters



Smiles

Jenny Dooley - Virginia Evans

JUNIOR B ◆

Pupil's Book



Express Publishing



Contents

Starter Unit (pp. 4-7)

In this module you will...

Module 1 (pp. 8-19)

learn, read and talk about...

Unit 1

physical description, family members, famous book characters

Unit 2

activities, musical instruments

learn how to...

- describe people
- talk about family members
- describe actions happening now
- talk about abilities

practise...

- the verb 'to be'
- possessive adjectives'
- the verb 'have got'
- present continuous
- the verb 'can'
- object pronouns

write...

- about a family member
- about Summer Camp

Storytime! (pp. 20-21)
Checkpoint 1 (pp. 22-23)

In this module you will...

Module 2 (pp. 24-35)

learn, read and talk about...

Unit 3

buildings, jobs

Unit 4

daily routine, sports

learn how to...

- give directions
- talk about jobs
- talk about preferences
- tell the time
- talk about your daily routine

practise...

- prepositions of place
- present simple
- like + *-ing*
- adverbs of frequency

write...

- about a job
- about your day

Storytime! (pp. 36-37)
Checkpoint 2 (pp. 38-39)

In this module you will...

Module 3 (pp. 40-51)

learn, read and talk about...

Unit 5

clothes, rules, traditional costumes

Unit 6

food, containers, money, taste

learn how to...

- talk about clothes
- give rules
- ask for permission
- identify food items
- talk about prices and quantities

practise...

- plural number
- must/mustn't
- can
- much/many/a lot of
- some/any

write...

- your classroom rules
- about your favourite sandwich

Storytime! (pp. 52-53)
Checkpoint 3 (pp. 54-55)



In this module you will...

Module 4
pp. (56-67)

learn, read and talk about...

Unit 7

animals, adjectives,
countries

Unit 8

buildings, adjectives

learn how to...

- compare animals, people and things
- talk about animals
- say where you were

practise...

- comparisons
- superlatives
- was/were

write...

- about your favourite animal
- about what you were like when you were little

Storytime! (pp. 68-69)
Checkpoint 4 (pp. 70-71)

In this module you will...

Module 5
pp. (72-83)

learn, read and talk about...

Unit 9

months

Unit 10

things to take on holiday,
natural features, countries

learn how to...

- talk about past actions
- talk about plans and intentions

practise...

- past simple (regular & irregular)
- be going to
- question words

write...

- about your last birthday
- an email while on holiday

Storytime! (pp. 84-85)
Checkpoint 5 (pp. 86-87)

My Green Passport (pp. 88-93)

Glossary (pp. 94-96)



1 Listen and read.

1 The zoo is great!
Let's take some pictures.

2 Take a picture of me with the giraffe, Liam!
I can't! The giraffe is taller than you!

3 I can't! The elephant is bigger than you!
Take a picture of me with the elephant, Liam!


4 Let's look at the monkeys now!
They are so funny!

5 Hey! The monkey's got my camera! It's taking pictures!

6 Later... at home!
Look, everyone! The monkey's pictures are better than Liam's!

2 Read the story and complete.

- 1 Let's **take** some pictures!
- 2 The _____ is taller than you!
- 3 The _____ is bigger than you!
- 4 The monkey's got my _____!



a tall giraffe



a big elephant




a funny monkey



a strong lion



a heavy hippo



a fast cheetah



3 Say and write.

- 1 tall – taller
- 2 good – _____
- 3 big – _____
- 4 small – _____
- 5 bad – _____
- 6 fat – _____

GRAMMAR


tall – taller strong – stronger

BUT

big – bigger good – better

funny – funnier bad – worse

4 Look, say and write.



- 1 The giraffe is **taller** (**tall**) than the elephant.
- 2 The elephant is _____ (**fat**) than the monkey.
- 3 The cheetah is _____ (**small**) than the elephant.
- 4 The lion is _____ (**big**) than the cheetah.
- 5 The hippo is _____ (**heavy**) than the giraffe.
- 6 The monkey is _____ (**short**) than the elephant.

5 Work with your friend. Then tell the class.

Who ...	Me	My friend
1 is stronger?		
2 is shorter?		
3 is taller?		
4 is funnier?		
5 is faster?		
6 is better at sports?		

My friend is stronger than me.





My favourite animal

1 Listen, read and answer.

The panda is my favourite animal!
It is the cutest animal in the world!

It lives in China. It's black and white and it's got a big head and a big body. It eats bamboo and leaves. It can climb really well!

I think it's the best animal of all!

by Daisy



- 1 What is Daisy's favourite animal?
- 2 Where does it live?
- 3 What colour is it?
- 4 What does it eat?
- 5 What can it do?

2 Let's play!

I've got a big body. I'm green!
I'm scary.

You're a crocodile!



3 Listen and repeat. Then read.



Two kangaroos with you at the zoo!



a slow snail



a clever dolphin



a scary crocodile



a long snake



a small penguin



4 **Look, read and circle. Then listen and check.**

1

It's the **cleverest** of all.

2

It's the **slowest** of all.

3

It's the **scariest** of all.

4

It's the **smallest** of all.

5

It's the **biggest** of all.

6

It's the **tallest** of all.

GRAMMAR

The panda is **the cutest** animal **in** the world.
The snail is **the slowest** animal **of** all.

long – longer – **longest**
big – bigger – **biggest**
heavy – heavier – **heaviest**

BUT

good – better – **best**
bad – worse – **worst**

5 Complete. Then answer.

- 1 Who's **the tallest** in your class? (**tall**)
- 2 Who's _____
in your family? (**old**)
- 3 Who's _____
in your family? (**young**)
- 4 Who's _____
in your class? (**fast**)
- 5 Who's got _____
hair in your class? (**long**)



Talk with your friends. Then write about your favourite animal.



The ... is my favourite animal!
It is the ...





1  Let's sing!

The **YELLOW** Giraffe

The yellow giraffe
Is as tall as can be!
It can eat the leaves
From a very tall tree!
It's got a long neck
And long legs, too!
And it can run faster
Than me or you!



2 **Read and choose. Then check your answers with your teacher.**

QUIZ!

True False

- | | True | False |
|---|--------------------------|--------------------------|
| 1 Dolphins can swim faster than whales. | <input type="checkbox"/> | <input type="checkbox"/> |
| 2 Dogs are cleverer than monkeys. | <input type="checkbox"/> | <input type="checkbox"/> |
| 3 Pandas are bigger than polar bears. | <input type="checkbox"/> | <input type="checkbox"/> |
| 4 Hippos can run faster than rhinos. | <input type="checkbox"/> | <input type="checkbox"/> |
| 5 Tigers are heavier than lions. | <input type="checkbox"/> | <input type="checkbox"/> |
| 6 Snakes lay more eggs than penguins. | <input type="checkbox"/> | <input type="checkbox"/> |
| 7 Camels live longer than giraffes. | <input type="checkbox"/> | <input type="checkbox"/> |
| 8 Crocodiles have got more teeth than sharks. | <input type="checkbox"/> | <input type="checkbox"/> |




3 Listen and read.

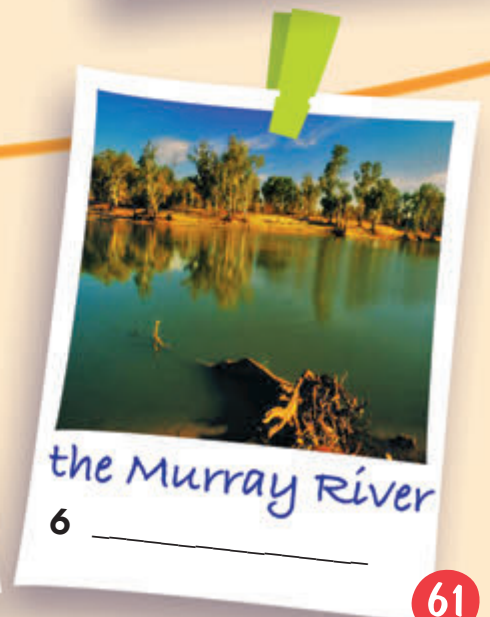
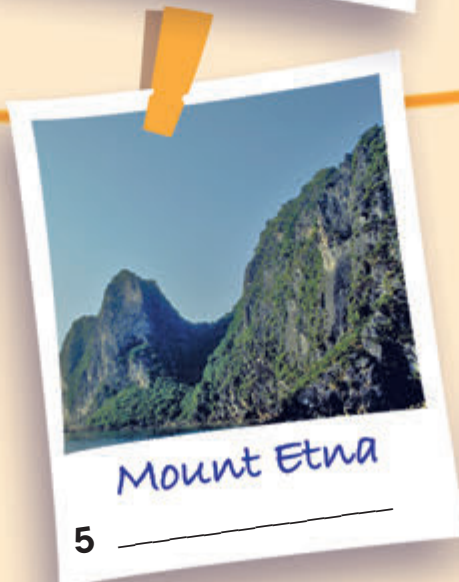
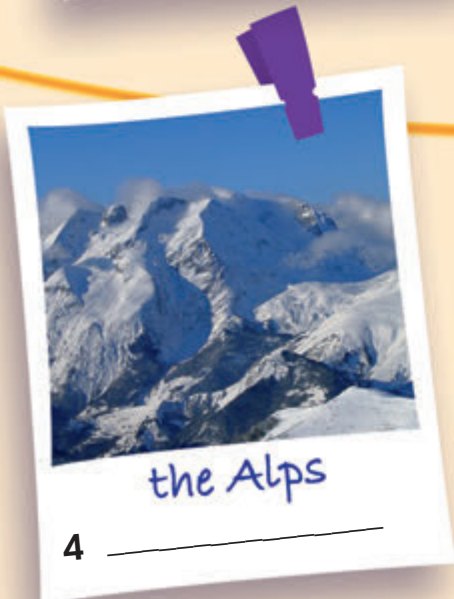


Hi! I'm Carla and I'm from Australia! Sydney is the biggest city in my country. The Murray is the longest river and Mount Kosciuszko is the highest mountain. Did you know that in Australia there are more kangaroos than people?

Hi! I'm Paolo and I'm from Italy. The Alps are the highest mountains in my country and Mount Etna is the largest volcano in Europe! Did you know that the Vatican City in Rome is the smallest country in the world?



4 Look, read and write the country.



Easter Around the World!

1  Listen and read.



In the **UK**, people eat hot cross buns and give one another chocolate eggs or bunnies on Easter Sunday. They hide eggs around the garden for children to find. Children paint colourful pictures on egg shells!



On Easter Sunday in **Italy**, the family give Easter eggs to one another. They have a breakfast of salami, eggs, a special cheese cake and a sweet cake with nuts and fruits. On Easter Monday, everybody goes out for a picnic or by the sea.



On Sunday morning in **Poland**, families enjoy a yummy meal of eggs, cold meat, sausages and cakes! They make a lamb from sugar and they put it in the middle of the table.



2 Where are they from? Read again and say.



1 We usually go for a picnic.



2 We make a lamb from sugar.



3 We paint beautiful pictures on egg shells!

3  Let's sing!

Sample pages from **Let's celebrate! 4.**


Oh, let's all get together, together, together!
Oh, let's all get together,
It's Easter today!

Oh, let's go on an egg hunt, an egg hunt, an egg hunt!
Oh, let's go on an egg hunt,
It's Easter today!


Oh, let's all have a picnic, a picnic, a picnic!
Oh, let's all have a picnic,
It's Easter today!



For Pupils



Pupil's Book




My Alphabet Book



Let's celebrate! 3 and 4




Companion
(Vocabulary &
Grammar Practice)



Activity Book

For Teachers



Teacher's Book
(Interleaved)




Picture Flashcards



- Teacher's
Multimedia
Resource Pack:
- Class CDs
 - DVD
 - Resource Pack CD-ROM



Audio CD



DVD



Posters &
Cross-Curricular Posters




Smiles

Jenny Dooley - Virginia Evans

JUNIOR A+B ◆

One -Year Course
Pupil's Book




Express Publishing



Smiles is a series that provides a well-designed learning environment where young learners can work towards developing their competencies in English in a structured yet creative manner. This unique course offers learning tasks, games, songs and chants designed to stimulate the development of young learners and to awaken their natural curiosity to the world around them. The aim of the course is to make learning relevant and to assist young learners in connecting to their inner passions while achieving their full potential.

- Carefully graded development of all four skills
- Specially designed material to promote social and emotional awareness
- Learning tasks which stimulate development and awaken curiosity
- The perfect combination of print and digital resources



Digital Learning Method © Express Publishing is fully protected under the provisions of Intellectual Property Law.



... Because
no classroom
is complete
without a **Smile!**

ATHENS

9 Mac Millan St., Athens 11144

Tel.: (+30 210) 212 0800, Fax: (+30 210) 201 5444

email: elt@expresspublishing.gr

www.expresspublishing.gr

THESSALONIKI

173-175 Ethnikis Antistaseos St., Thessaloniki 55134

Tel.: (+30) 2310 477089 / 477086 / 471765

Fax: (+30) 2310 476689

email: eltthess@expresspublishing.gr

www.expresspublishing.gr



Express Publishing