



A primary course
that leads
to excellence!



Express Publishing

Set Sail! 3 & 4

Easy sailing all the way with this modular approach to English learning!

Young learners explore all four skills - the humanistic way!

Listening: A wide range of aural activities including humorous dialogues, lively songs and chants, captivating comic stories and multi-sensory tasks.

The aim of the above listening activities is to develop the following sub-skills:

- Listening for gist
- Listening for specific information
- Recognising key words
- Identifying/discriminating similar sounds (language 'twisters')
- Listening for pronunciation and intonation purposes

Reading: Pupils' reading comprehension is gradually developed as they are exposed to a varied selection of written input including appealing dialogues and cartoon stories. Pupils are also given the opportunity to explore the culture of English-speaking countries through the *Nanny's Travels* section.

Set Sail! 3 provides inviting texts with the aim of developing the following sub-skills:

- Reading for specific information
- Reading for gist
- Identifying correct and false information
- Reading for pleasure
- Extended reading

Writing: Pupil-centred writing tasks ensure young learners' involvement and motivation.

The art of writing is progressively developed and thus provides practice in the following areas:

- Writing short paragraphs
- Writing memos/short notes
- Writing friendly letters

Speaking: Communicative pattern practice, interactive games, TPR songs and chants all provide an enjoyable means of giving young learners the opportunity to participate fully in the language classroom as well as develop their autonomy.

All the oral tasks develop the following sub-skills:

- Interaction (role play, pair-work, etc)
- Interviews
- Intonation, stress
- Oral reproduction of short stories

Key Features:

- **Modularised** coursebook
- **Revision and Assessment** after every module promoting self-evaluation
- **Stickers** to present and practise the new language as well as stimulate young learners' interest in the English language
- **Arthur & Rascal:** a unique comic strip encouraging reading for pleasure
- **Songs, chants** and interactive **games**
- **Nanny's Travels** – a tour of the English Speaking World
- **Around the School** – cross-curricular sections enabling pupils to explore other subject areas
- **Activity Book in full colour** divided into sections for the thorough practice of all four skills
- **Board Games** consolidating the modules are contained in the Activity Book providing fun as well as learning
- **Interleaved Teacher's Book** providing detailed lesson plans, extra activities, games and suggested homework
- **Picture Flashcards & Posters** associating vocabulary with visual prompts so that new language is anchored in the pupils' long-term memory
- **Fully-dramatised Class CDs**
- **Pupil's CD** for home study improving young learners' pronunciation and intonation
- **Test Booklet**
- **DVD**



Set Sail!

Pupil's Book



Express Publishing

Jenny Dooley
Virginia Evans

UNIT 1

1 Find the stickers! Then, listen and repeat.



school



school bag



pen



pencil




rubber



ruler



book



pencil case

2 Ask and answer.

What's this?




It's a school bag!






3 Hello, Hi or Bye? Listen and fill in.

• Now, listen again and read.



School Again!



4 Listen and repeat. Then, talk with your friend.



5 Look and play!



UNIT 1




6 Listen and write the numbers.

1 ..2.. 3
 One, two, three, four,
 Time to go to school once more!

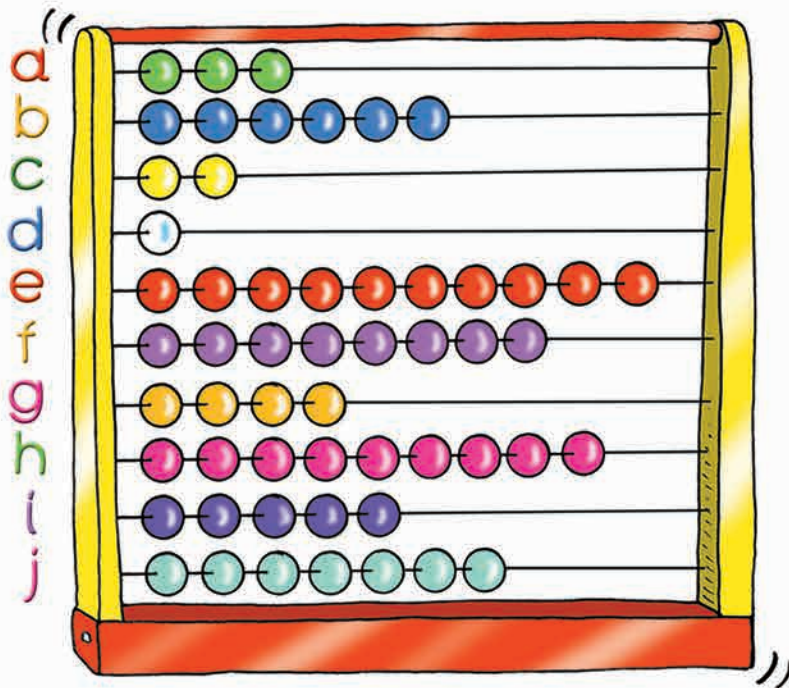


5 6
 Five, six, seven, eight,
 Get your school bag, don't be late!

9
 Nine, ten, get your pen.
 Come with me, it's school again!



7 Count and say. Then, write.




a three
 b
 c
 d
 e
 f
 g
 h
 i
 j





Listen and write: **This, Hello.**



1), my name's Larry.
 2) is Paco.
 Look! This is my pet, Chuckles!



Read and write.

1), my Lulu.
 2) Maya.
 Look! 3),
 Chuckles!



Number Bingo.

Number Bingo







UNIT 1

11
a

Look, read and match.



- 1 Stand up! f
- 2 Sit down! ...
- 3 Open your book! ...
- 4 Close your book! ...
- 5 Clap your hands! ...
- 6 Stamp your feet! ...



12

Sing along!

Come on, everybody!



Come on, everybody,
Stand up, stand!
Stamp your feet
And clap your hands!

Come on, everybody,
Sit down, sit!
Clap your hands
And stamp your feet!





Arthur + Rascal



Episode 1

Cartoon story



1

Come on, Arthur. Let's go for Rascal!



2

Hello, Rascal. Time to go home!

Oh, good!



3

Sit, Rascal. Sit!

Oh, Oh!

Huh! Well done, Rascal!



4

One, two,...? Quick. Get the fish, Rascal!

Hee, hee!



5

Drop it, Tricky!



6

No! Agh!



7

Good boy, Rascal!

Thanks, Arthur!

Modular Revision and Assessment

1

Vocabulary

1 Look, read and write. (10 marks)

u m m

d a g n r a p

s r e t i s

a d d

a r g m a d n

h e r b o t r

e.g.



mum

1



2



3



4



5



10

2 Look, read and circle. (12 marks)



e.g. a yellow/white car



1 a blue/brown school bag



2 a red/black phone



3 a green/pink pencil case

12

Grammar

3 Read and underline. (8 marks)

e.g. Hello, my/I am Larry.

1 This is my fish. Its/Your name is Bubbles.

2 She/Her name is Lulu.

3 This is my dad. Her/His name is Roger.

4 Look at its/our friends, Paco and Maya!

8




4 Read and write: **is, are.** (8 marks)

e.g. This is my brother.

- 1 It a book. 3 they rubbers?
 2 They not ducks. 4 This not my school.

	8
--	---

5 Count and write. (10 marks)



e.g. ten apples

- 1 two
 2 three
 3 five
 4 six
 5 eight

	10
--	----

Communication

6 Read and match. (12 marks)

e.g. What's your name?

- 1 What's this?
 2 Who's she?
 3 What are they?
 4 Who's he?



- a My big sister.
 b My name's Maya.
 c They're books.
 d My little brother.
 e It's a rubber.

	12
--	----

MODULE 1 (units 1-2)

Listening


7 Listen and write a name or a number. (20 marks)



Sam



.....



.....



.....




.....

	20
--	----

Reading and Writing

8 Look and read. Then, write the names. (20 marks)



Hello, I'm 1) This is my mum and dad. Their names are 2) and 3) 4) is my big sister and 5) is my little brother. We are a happy family!

	20
--	----

Total		100
-------	--	-----

NOW I can ...

			
1 talk about my family			
2 talk about my school			
3 say the colours			
4 count 1-10			
5 introduce myself and others			
6 spell names and write numbers			
7 write about my family			

Animals Down Under!



1 Read and write.



1

2

3


4

body
neck
head
leg

Culture Clips
Sections

2 Read and colour.

This is an emu. Emus are from Australia. In Australia there are a lot of emu farms. Emus are very tall with a big body, a small head and long legs. An emu's body and legs are brown and its head and neck are blue. Emus can run very fast but they can't fly! They eat fruit and insects. Their eggs are a green colour! Emus are very interesting birds!



Mother's Day

Optional Units
on Special Days

1 Listen and fill in. Then, sing along!



Oh, Mother, Mother,
Mummy, Mum!
Your love to me
Is like the 1)

It's warm and happy
With a smiling 2)!
No other, Mother
Can take your place!

2 Listen and repeat. Then, look and say.

This flower is for
you, Mum. Happy
Mother's Day!



present



chocolate



card



cake

3 Find the words!

K	F	U	C	M	C	X	P
I	L	O	H	U	F	Z	R
S	O	Y	I	M	U	M	E
S	W	O	L	M	U	C	S
E	E	U	D	Y	Q	T	E
S	R	H	A	P	P	Y	N
J	C	V	L	O	V	E	T
O	M	O	T	H	E	R	G

KISSES MUM
LOVE
MOTHER
HAPPY CHILD
PRESENT MUMMY
FLOWER



4 What's the special word? Read, guess and write.

Mum,
Thanks for everything
you do.
I you.

Happy Mother's Day!

.....,
Larry




Mum,
I you, because you're
the best!

Happy Mother's Day!



.....,
Lulu



C Mum,
You're very special to me. I
..... you very much!

Happy Mother's Day!

.....,
Maya




D Mum,
Thank you for loving me!
I you, too!

Happy Mother's Day!

.....,
Paco

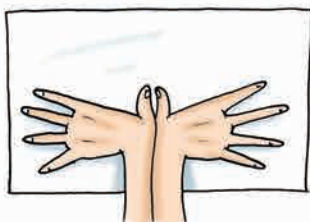


5 Listen and repeat.



I love you, Lovey Dovey,
I lovey dovey do!
And I know, Lovey Dovey
You love me, dovey, too!

6 Make a Lovey Dovey for your Mum.



Paint it Blue!



1

These are paintings by Picasso. What colour are they? Read and choose:

a) red

b) yellow

c) blue



2

Look at the paintings again. What's the best title for each one? Read and circle.

Picture A

- 1 Boy and Dog
- 2 In the street

Picture B

- 1 A Happy Family
- 2 Mother and Child

3

Choose one colour you like. Paint your own picture.

Cross Curricular
Sections

UNIT 1




UNIT 5



UNIT 6



UNIT 9



UNIT 10



**Stickers in both
the Pupil's and
the Activity Books!**

UNIT 1

School Again!

Activity Book in full colour

Language Focus



1 Look, read and write **yes** or **no**.



1

This is a school.

yes

2



This is a pen.

.....

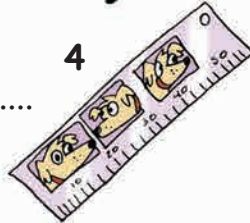


3

This is a school bag.

.....

4



This is a rubber.

.....



5

This is a book.

.....

6



This is a pencil case.

.....

2 Read and write. Then, match.

1 four

2 eight

3 three

4 one

5 four

8

3

5

10

9

4

1

6

2

7

6 one

7 hree



8 six

9 ten

10 four

3 Read and write.

John, Pat, ruler, frog, boy, Tom, book, Sally, duck, David, girl, Jenny



Stickers

4 What does Lulu say? Look for the right sticker.

1

2


3

4

Listening



5 Listen and write a number.



Speaking



6 Look, read and write.

• Hi • I'm • Bye
• What's your

Hello!



1) Hi, I'm Tony.



Goodbye, Paco.



2), Larry.

3) name?





4) Maya.

• Now, act out.



Reading and Writing

7 Read and correct.

hello, i'm sam. this is
Pam. Look! This is M
pet, Kittie.



Board game 2



22

key

-  Go back to start
-  Say what it is
-  Say the missing word(s)
-  Say or do

.....
is this?
It's
Roy's.

21

18

20

Name FOUR toys.

19

Name FOUR things in a kitchen.

10



1
It's
aeroplane.

2



Board Games in the Activity Book!

17 Sing the 'My house is very funny' song!

15 What's

14 Name FOUR things in your bedroom.

13 The pencil's the book.

12 Name FOUR rooms in a house.

11

10

9

8

7

6

5

4 Sing the 'This is my house' song!

3

2

Set Sail! 3

Certificate of Achievement



Name:

Class:



.....

Teacher

.....

Date

Set Sail!

Pupil's Book



Express Publishing

Jenny Dooley
Virginia Evans

UNIT 4

1 Listen and repeat.



wake up



clean my room



have a bath



read comics



go to the gym



wash the dishes



go shopping



go to bed late

• What do you like/hate doing?
Tell the class.

I like waking up early.

I hate washing the dishes.

2 Listen and fill in.

• Now, listen again and read.



This is my Life!



My piano lesson is at 5 o'clock.
The match is on Saturday.
I wake up early in the morning.

3 Look, read and answer.



- 1 When is the soccer match?
- 2 What time is Larry's guitar lesson?
- 3 When is 'Swimming Club'?
- 4 When is Paco's party?
- 5 What time is 'Spiderman' on?

4  Look and play!

- A: You like playing soccer!
B: That's right!



We 1) w..... up early every morning!



Frisky comes with me everywhere.



Can chimps work for the police, too?

UNIT 4




I go to the cinema once a week.
 Gary has guitar lessons twice a week.
 Emma washes her hair three times a week.

5 Find the stickers! Then, ask and answer.

STONEBRIDGE SPORTS CENTRE

Join up now!




Mondays/
Thursdays

volleyball




Wednesdays/
Fridays/
Saturdays

tennis




Tuesdays

badminton



Thursdays/
Sundays

baseball



every day

table tennis



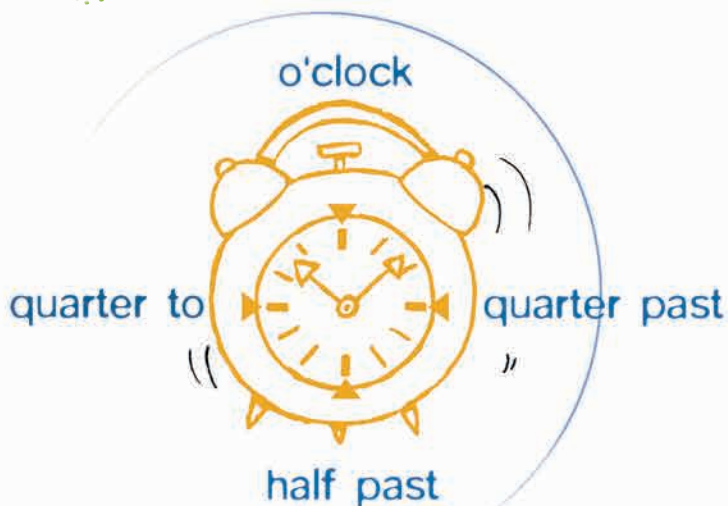
Saturdays

hockey

A: How often do they play volleyball at the sports centre?

B: Twice a week, on Mondays and Thursdays.

6 Look, ask and answer.




1 A: What time is it?

B: It's quarter to eleven.



7 Read and find out

- what time Robbie wakes up.
- three sports he does.
- what he does in the evening.
- what he does at the weekend.



Hi Kerry!

Hope you're fine! Life here in England is very different, but I like it! I wake up later now - at eight o'clock. Great!

After school, I always go to the local Sports Centre. There's always something to do, like hockey or volleyball. Of course, everything's inside! And guess what! I play badminton too - don't laugh!

I don't do much in the evening - I like watching TV. The programmes here are really cool!

At the weekend I meet my new friends and we usually go to the cinema or for a pizza.

Anyway, I like my new life here but I miss all of you!

Write soon.

Love,
Robbie

8 Now, write to a pen-friend about your everyday life.

9 All about Robbie! Look and play!



He likes reading comics!

UNIT 4



- We always play football on Sundays. ✓✓✓✓
- We usually wake up late on Saturdays. ✓✓✓
- We sometimes go to the park. ✓✓
- We never go to school on Sundays. X

10 Read and match. Then, say.

How often do you ...

- wake up early?
- clean your room?
- do a sport?
- go shopping?
- read a book?
- wash the dishes?
- walk to school?

ALWAYS

USUALLY

SOMETIMES

NEVER

I always wake up early.



11 Listen and repeat.

Zena sometimes likes snoozing.



12

Sing along!



Morning or Night?



The alarm clock rings, it's eight am -
Here in the UK,
But over in Australia,
It's the end of the day!

In England, it is morning.
In Australia, time to sleep.
Over here it's breakfast time,
But they are counting sheep!

It's time to sleep - It's ten o'clock.
I get into my bed,
But over in Australia
It's breakfast - time instead!



Cartoon Favourites!



How much do you know about these famous American cartoon characters?



- 1 Read and fill in: **spinach**, **eating**, **helping**, **sailing**, **Scooby snacks**.



I'm Popeye the sailor man!
What do I like doing? Well, of course I like
1) and I love eating 2)

My name's Scooby Doo! I'm a very clever dog and I like
3) my owner, Shaggy! Oh, yes ... and I love eating 4)




I'm Garfield the cat! I love sleeping and
5)




2 About you:

- 1 Do you know any other cartoon characters from America?
- 2 Do you know what they like doing?
- 3 Who is your favourite cartoon character?




Pupil's Book



Activity Book




Interleaved Teacher's Book



Picture Flashcards



Audio CDs




Vocabulary & Grammar Practice




DVD




Posters




Pupil's Book



Activity Book




Interleaved Teacher's Book



Picture Flashcards



Audio CDs



Vocabulary & Grammar Practice



DVD



Posters



Express Publishing

UNITED KINGDOM
Liberty House, New Greenham Park, Newbury, Berkshire RG19 6HW
Tel.: (0044) 1635 817 363
Fax: (0044) 1635 817 463
e-mail: inquiries@expresspublishing.co.uk <http://www.expresspublishing.co.uk>