



i Wonder

One-Year Course (Junior A+B)




i Wonder brings the colour and excitement of the **real world** into the classroom. Pupils explore different **school subjects** through English, learn to be **critical thinkers** and develop the **21st century skills** that are necessary in the modern world!

For Pupils

- Pupil's Book
- My Wonder Alphabet Book
- Activity Book
- Companion and Grammar
- Pupil's CD
- DVD
- eBook

For Teachers

- Teacher's Book (*Interleaved*)
- Picture Flashcards
- Posters/Cross-curricular posters
- Teacher's Multimedia Resource Pack (Class CDs, DVD, Teacher's Resource Pack CD-ROM)



Wonder! Think! Discover!

- Cross-curricular Language Learning
- Captivating dialogues with engaging characters
- 21st Century Skills focus (critical thinking, communication, collaboration and creativity)
- Development of Social and Emotional Skills (role play, craftwork, games, stories and values)
- Combination of print and digital resources
- Authentic documentary-style videos and animated stories

Recommended Readers



i Wonder One-Year Course (Junior A+B) Pupil's Book Jenny Dooley - Bob Obee

Express Publishing



One-Year Course

(Junior A+B)

Jenny Dooley - Bob Obee



Pupil's Book

i Wonder



Published by Express Publishing

Liberty House, Greenham Business Park, Newbury,
Berkshire RG19 6HW, United Kingdom
Tel.: (0044) 1635 817 363
Fax: (0044) 1635 817 463
email: inquiries@expresspublishing.co.uk
www.expresspublishing.co.uk

© Jenny Dooley, Bob Obee, 2018
Series Consultant: Annette Obee

Colour Illustrations: © Express Publishing, 2018
Illustrated by Jim Biggins, Kyr, Alan Shephard, Mike Koubou © Express Publishing, 2018

Original music composed by Funkyfly, Ted and Taz © Express Publishing, 2018

First published 2018

Made in EU

All rights reserved. No part of this publication may be reproduced, stored in a retrieval system, or transmitted in any form or by any means, electronic, photocopying or otherwise, without the prior written permission of the publishers.

This book is not meant to be changed in any way.

ISBN 978-1-4715-7869-4

Acknowledgements

We would like to thank all the staff at Express Publishing who have contributed their skills to producing this book. Thanks for their support and patience are due in particular to: Meryl Philips (Editor in Chief), Julie Rich (senior editor); Alex Barton (senior production controller) and the Express Publishing design team; and Demi Mels, Kevin Harris, Daniel Parker, Erica Thompson and Timothy Forster. We would also like to thank those institutions and teachers who piloted the manuscript, and whose comments and feedback were invaluable in the production of the book.

The authors and publishers wish to thank the following who have kindly given permission for the use of photographic material:

Alamy/Visualhellas.gr for the pictures of the famous people on p. 124, the picture of the blue fire on p. 146 and the picture of the T. rex on p. 147; www.farmsanctuarysa.org/Joanne Lefson for the picture of Pigcasso on p. 145.

Every effort has been made to trace all the copyright holders. If any have been inadvertently overlooked, the publishers will be pleased to make the necessary arrangements at the first opportunity.

**One-Year
Course** (Junior A+B)

Pupil's Book

Jenny Dooley
Bob Obee



Express Publishing



iWonder

CONTENTS

LET'S START! (pp. 4-8)

Vocabulary	Grammar	Phonics	Project	CLIL
<ul style="list-style-type: none"> Numbers (1-10) Colours 	<ul style="list-style-type: none"> Hello, I'm ... How old are you? What's your favourite colour? 			

MODULE 1 (pp. 9-28)

Vocabulary	Grammar	Phonics	Project	CLIL
Unit 1 <ul style="list-style-type: none"> School things Classroom commands 	<ul style="list-style-type: none"> This - That A - An The verb 'to be' (singular) 	<ul style="list-style-type: none"> a cat hat rat 	A Schoolbag full of Colours! (Art)	Primary and secondary colours (Art)
Unit 2 <ul style="list-style-type: none"> Toys Numbers (11-20) 	<ul style="list-style-type: none"> Plurals (-s) Possessive case The verb 'to be' (plural) 	<ul style="list-style-type: none"> o box fox log 	My Toy Design (Design and Technology)	Patterns Calculating (multiplying) (Maths)
Checkpoint 1 (p. 29)	Wonder Quiz 1 (p. 30)			

MODULE 2 (pp. 31-50)

Vocabulary	Grammar	Phonics	Project	CLIL
Unit 3 <ul style="list-style-type: none"> Parts of a house Things in a house 	<ul style="list-style-type: none"> Plurals (-es) These - Those Prepositions of place There is - There are 	<ul style="list-style-type: none"> e jet net wet 	My Dream House (Design and Technology)	Animal homes (Science)
Unit 4 <ul style="list-style-type: none"> Family members Actions 	<ul style="list-style-type: none"> Possessive adjectives The verb 'can' 	<ul style="list-style-type: none"> i bin pin tin 	My Family Tree (Social Science)	What babies can/can't do (Social Science)
Checkpoint 2 (p. 51)	Wonder Quiz 2 (p. 52)			

MODULE 3 (pp. 53-72)

Vocabulary	Grammar	Phonics	Project	CLIL
Unit 5 <ul style="list-style-type: none"> Parts of animals' bodies Pets and wild animals 	<ul style="list-style-type: none"> The verb 'have got' Irregular plurals 	<ul style="list-style-type: none"> ee bee feet tree 	My Favourite Animal! (Science)	Animals that have/haven't got skeletons (Science)
Unit 6 <ul style="list-style-type: none"> Food and drinks 	<ul style="list-style-type: none"> Present simple (like) a/an/some/any 	<ul style="list-style-type: none"> u cup nut plum 	My 5 A Day poster (Science)	Food that is good/bad for our teeth (Science)
Checkpoint 3 (p. 73)	Wonder Quiz 3 (p. 74)			





MODULE 4 (pp. 75-94)

Vocabulary	Grammar	Phonics	Project	CLIL
Unit 7 • Weather • Activities • Clothes	• Present continuous	• i_e bike kite ride	My Weather Report (Geography)	Seasons Life cycle of a bear (Science)
Unit 8 • Daily routine • Time • Everyday activities • Days of the week	• Present simple • Prepositions of time	• oo broom goose school	My Caring Family! (Social Science)	What needs water? (Science)
Checkpoint 4 (p. 95)		Wonder Quiz 4 (p. 96)		

MODULE 5 (pp. 97-116)

Vocabulary	Grammar	Phonics	Project	CLIL
Unit 9 • Animals • Habitats	• Comparisons • Superlatives	• u_e cube flute tube	Amazing Animals! (Science)	Animal Groups (Science)
Unit 10 • Buildings • Natural features	• was/were	• ow clown crown town	Sweet Memories (History)	How to use a map! (Geography)
Checkpoint 5 (p. 117)		Wonder Quiz 5 (p. 118)		

MODULE 6 (pp. 119-138)

Vocabulary	Grammar	Phonics	Project	CLIL
Unit 11 • Life in the past • Jobs	• Past simple (regular) • Past simple (irregular)	• ed kicked landed screamed	Back in Time! (History)	Dinosaurs (Natural History)
Unit 12 • Holidays • Rules	• Be going to • must/mustn't • can (permission)	• ea dream sea tea	Camping rules (Social Science)	Months Ordinals (Maths)
Checkpoint 6 (p. 139)		Wonder Quiz 6 (p. 140)		

Merry Christmas (p. 141)
 It's Carnival Time! (p. 142)
 Happy Easter (p. 143)
 A World of Wonder 1 (pp. 144-145)
 A World of Wonder 2 (pp. 146-147)
 Wonder Tales 1 (pp. 148-149) The Dancing Tortoise (**Value:** Be clever and brave!)
 Wonder Tales 2 (pp. 150-151) The Ant and the Cricket (**Value:** Always work hard!)
 Mega Wonder Quiz (p. 152)



: Project/Poster presentation



: Cross-curricular links



: Internet research



: Formative evaluation





LET'S START!



•  Sing the **Let's meet the Wonders** song!

1  Listen, point and repeat.



2  Talk with your friends.

 **Game**  Let's play!





LET'S START!

1  Listen, point and repeat.

1

one

2

two

3

three

4

four

5

five

6

six

7

seven

8

eight

9

nine

10

ten

2  Read and complete.
Then listen and check.

1) One, 2) to, 3) three, four, 4) foure,

Say hello to Cody!

Six, 5) sixven, eight, 6) nine, 7) ten,

Say hello to Cody again!

•  Sing the *Numbers* song!

3  Play the *How old are you?* game!

Hello!



4  Listen, point and repeat. What's your favourite colour?



5  Listen and colour.





LET'S START!

6



Let's play!

24
PLAY AGAIN!

25
What number is it?
8

26
GO BACK TO START!

27
What number is it?
10

28
What number is it?
1



23
What number is it?
5

22
What's your favourite colour?

21
What colour is it?

20
What number is it?
4

19
MISS A TURN!

18
Who's this?

12
What colour is it?

13
What number is it?
9

14
Who's this?

15
GO BACK TO START!

16
What number is it?
7

17
What colour is it?

11
Who's this?

10
What number is it?
2

9
What colour is it?

8
What colour is it?

7
Who's this?

6
What colour is it?



1
What colour is it?

2
Who's this?

3
What number is it?
3

4
PLAY AGAIN!

5
What colour is it?

MY SCHOOL



1



Why are school buses yellow?




• Is your school big or small? What's the name of your teacher?



1

MY CLASSROOM!

1  Listen, point and repeat.



2  Listen and tick (✓).



Get your schoolbag,
It's school again!


Get your pencil, get your pen!

Get your ruler and your pencil case,

It's school again,

Don't be late!



 Sing the *It's school again* song!

3 Choose and complete.



1 a an
a sharpener




3 a an
___ orange



2 a an
___ ruler



4 a an
___ egg

What's **this**? 

It's **a** rubber.

What's **that**? 

It's **an** umbrella.

What's = What **is**

It's = It **is**

4 Look, read and complete.

1 What's **this**?

It's **an apple**.



2 What's _____?

It's _____.




3 What's _____?

It's _____.



4 What's _____?

It's _____.

5  Let's play!

What's this?

Open it
and see.



It's a pencil case!




SCHOOL AGAIN!

What's this?

1 Listen and read.





2 **Think** Read again. Complete. Then choose.

1 It's a shar_pener!


picture 1 / picture 3

2 It's a sc__olb__!

picture 3 / picture 4

3 A n__te__ok and a r__er!

picture 5 / picture 8



Phonics

3 Listen, point and repeat.

a



cat



hat



rat

4 Complete. Then listen and repeat.


A c__t and
a r__t with a
h__t!



1

GET READY TO MOVE!

1  Listen, point and repeat.



2  Listen to the song and circle the right pictures in Ex.1.

 Sing the *Are you ready to move?* song and mime the actions!

I am ROLO.

You are my friend.

He is Cody.

She is Elsa.

It is a pencil.

Is it green?


Yes, **it is**./

No, **it isn't**.

I am = I'm

He is = He's

It isn't = It is not



3 Read and complete.

Hello! I **1) 'm** Harry and this **2)** _____ Tina.
She **3)** _____ my friend. I **4)** _____ eight
and Tina **5)** _____ seven. What **6)** _____
your name? How old **7)** _____ you? What
8) _____ the name of your friend?



4 Circle.

1 I **am** / are eight.

2 It **is** / are a notebook.

3 She **is** / are my friend.

4 You **is** / are nine.

5 He **is** / are at school.

6 It **is** / are yellow.

5 Complete. Then choose.

1



Is it a ruler?

A Yes, it is.

B No, it isn't.

3



_____ she seven?

A Yes, she is.

B No, she isn't.

2



_____ he Cody?

A Yes, he is.

B No, he isn't.

4



_____ it green?

A Yes, it is.

B No, it isn't.

1

SKILLS TIME!

1 Read, draw and colour.

1



It's an orange book.

3



It's a yellow pencil.



2



It's a red ruler.



4



It's a green pencil case.

2  Listen and colour.

 **Game**  Let's play!



What colour is it?

It's blue.

It's the pencil case.





A SCHOOLBAG full of COLOURS!

by Emma



Hello, everyone! My name's Emma.
My schoolbag is full of colours. Look!
A 1) blue / yellow book and a purple 2) pen / ruler.
This is my pencil case. It's 3) green / red.
And what's this? It's my 4) rubber / notebook.
It's green and yellow!

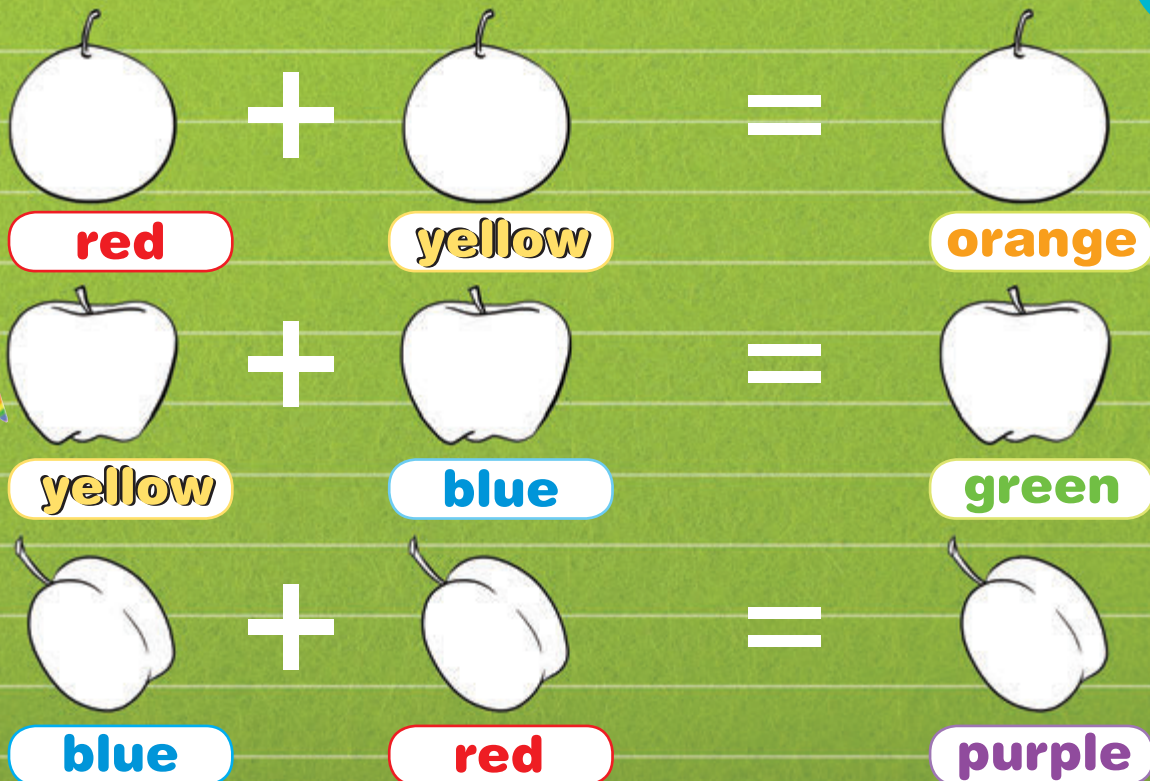
3  Look, read and circle. Then listen and check.


4  **Think** Tell the class.

- What colour are your favourite school things?
- Point to things in your classroom that are the same colour.

5  **SHOW and Tell** Make your own *A Schoolbag full of Colours!* project. Present it to the class.

1  Colour. Then sing the *Get ready to mix* song!



•  **Think** What are the primary colours? What are the secondary colours?

2  **Game** Let's play!

