

SAIL AWAY!

1

Jerry Dooley
Virginia Evans



SAIL AWAY!

2

Jerry Dooley
Virginia Evans



SAIL AWAY!

Series



Express Publishing

SAIL AWAY!

Easy sailing all the way with this modular approach to English learning!

Young learners explore all four skills - the humanistic way!

Listening: A wide range of aural activities including humorous dialogues, lively songs and chants, captivating cartoons and multi-sensory tasks.

The aim of these listening activities is to develop the following sub-skills:

- Listening for gist
- Listening for specific information
- Recognizing key words
- Identifying/discriminating similar sounds (pronunciation 'twisters')
- Listening for pronunciation and intonation purposes

Reading: Pupils' reading comprehension skills are gradually developed as they are exposed to a varied selection of written input including appealing dialogues and cartoon stories. Pupils are also given the opportunity to explore the culture of English-speaking countries through the *Nanny's Travels* section.

Sail Away! provides inviting texts with the aim of developing the following sub-skills:

- Reading for specific information
- Reading for gist
- Identifying correct and incorrect information
- Reading for pleasure
- Extended reading

Writing: Pupil-centred writing tasks ensure young learners' involvement and motivation.

The art of writing is progressively developed through a variety of meaningful writing tasks which provide practice in the following areas:

- Writing short paragraphs
- Writing memos/short notes
- Writing friendly letters

Speaking: Communicative pattern practice, interactive games, TPR songs and chants all provide an enjoyable means of giving young learners the opportunity to participate fully in the language classroom as well as develop their autonomy.

All the oral tasks aim to develop the following sub-skills:

- Interaction (role play, pair-work, etc)
- Interviewing
- Intonation and stress recognition and practice
- Oral reproduction of short stories

Key Features:


- **Alphabet presentation/consolidation** through the phonic approach
- **Modularised** approach
- **Revision and Assessment** sections after every module promote pupils' self-evaluation
- **Stickers** which present and practise the new language as well as stimulate young learners' interest in the English language
- **Arthur & Rascal:** a unique cartoon encouraging reading for pleasure
- **Songs, chants** and interactive **games**
- **Nanny's Travels** – a tour of the English Speaking World
- **Story Books:** *Goldilocks and the Three Bears*/*Jack and the Beanstalk* – also adapted for performance purposes
- **Interleaved Teacher's Book** provides detailed lesson plans, extra activities, games and suggested homework
- **Picture Flashcards** associates vocabulary with visual prompts so that new language is firmly fixed in the pupils' long-term memory
- **Activity Book in full colour** is divided into sections which enable thorough practice of all four skills
- **Board Games** consolidating the modules are contained in the Activity Book and put learning into an enjoyable context
- **Fully-dramatised Class CDs/Cassettes**
- **Pupil's CD/Cassette** for home study, thus improving young learners' pronunciation and intonation
- **Test Booklet**



SAIL AWAY!

1

Jenny Dooley
Virginia Evans



Express Publishing

Contents

My Alphabet! (pp. 4-7)

Sail Away - Theme Song (p. 8)

In this module you will...

**Module 1:
Newcomers!**
(pp. 9-21)

| learn, read and talk about... | learn how to... | practise... | write... |
|---|---|---|---|
| UNIT 1 School Again! Larry and Lulu's first day at school and their new friends, numbers 1-10 | <ul style="list-style-type: none"> introduce yourself and greet others spell names give commands introduce family members | <ul style="list-style-type: none"> present simple of the verb 'to be' imperative possessive adjectives plurals (-s) | <ul style="list-style-type: none"> about your family |
| UNIT 2 A New Member! family members, colours | <ul style="list-style-type: none"> identify colours pronounce the sound /ʊ/ | | |

Modular Revision and Assessment 1 (pp. 22-24)

In this module you will...

**Module 2:
Special
Guests!**
(pp. 25-37)

| learn, read and talk about... | learn how to... | practise... | write... |
|--|--|--|--|
| UNIT 3 Toys for little Betsy! Larry, Lulu and Betsy's toys, things in a room | <ul style="list-style-type: none"> talk about possession identify rooms and furniture | <ul style="list-style-type: none"> a - an this/that - these/those possessive case in-on-under there is/are plurals (-es) | <ul style="list-style-type: none"> about your house |
| UNIT 4 Grandma! Grandpa! Larry and Lulu's grandparents from Australia, rooms and things in a house | <ul style="list-style-type: none"> talk about location distinguish the sounds /j/ and /tʃ/ | | |

Modular Revision and Assessment 2 (pp. 38-40)

In this module you will...

**Module 3:
Furry
Friends!**
(pp. 41-53)

| learn, read and talk about... | learn how to... | practise... | write... |
|--|---|---|--|
| UNIT 5 It's got a big mouth! the children's trip to Snowdonia, animals and parts of the body | <ul style="list-style-type: none"> describe parts of the body talk about animals express ability talk about age pronounce the sound /ɔ:/ | <ul style="list-style-type: none"> the verb 'have got' adjectives plurals (irregular) the verb 'can' numbers 11-20 | <ul style="list-style-type: none"> about your pet |
| UNIT 6 Pet Shop Fun! the children's present for Chuckles' birthday, abilities, numbers 11-20 | | | |

Modular Revision and Assessment 3 (pp. 54-56)



In this module you will...

**Module 4:
Sporty
Weather!**
(pp. 57-69)

| learn, read and talk about... | learn how to... | practise... | write... |
|---|--|--|--|
| UNIT 7 We're having a great time! King's Park Day, activities UNIT 8 Look at our snowman! weather & seasons, clothes | <ul style="list-style-type: none"> describe actions happening now talk about the weather, seasons and clothes describe what people are wearing pronounce the sound /ŋ/ | <ul style="list-style-type: none"> present continuous | <ul style="list-style-type: none"> Larry and Lulu's letter to Grandpa and Grandma |

Modular Revision and Assessment 4 (pp. 70-72)

In this module you will...

**Module 5:
All the things
I like!**
(pp. 73-85)

| learn, read and talk about... | learn how to... | practise... | write... |
|--|---|---|---|
| UNIT 9 He loves jelly! food preferences UNIT 10 In a week! daily routines, days of the week, time | <ul style="list-style-type: none"> identify food and drink express likes and dislikes order food describe daily routines tell the time distinguish the sounds /s/, /z/ and /iz/ | <ul style="list-style-type: none"> present simple some - any prepositions of time (in - on - at) | <ul style="list-style-type: none"> about what you do on Saturdays or Sundays |


Modular Revision and Assessment 5 (pp. 86-88)

| | |
|-----------------------------------|-----------|
| Merry Christmas, everybody! | pp. 90-91 |
| Mother's Day | pp. 92-93 |
| Word List | pp. 94-95 |



My Alphabet!

1 Listen and repeat.





Now, sing along!


2 Look and draw lines.


A H D Q G N R E T B
 q r t h a d n e b g


3 Look and write.


1  c ar - CAR

2  ___ rog -



3  ___ mbrella -

4  ___ ase -

5  ___ iano -


6  ___ ard -

4 Look and play!




5 Listen and repeat.


sh



ship




sheep




The sheep is on the ship.


ch



chip



chimp



A chip for the chimp.

ph



photo



phone



The phone in the photo.

th



thumb



this



This is my thumb.

6 Write and say.

sh



__op



__elf

ch



__eese



__ick

ph



dol__in



__oto

th

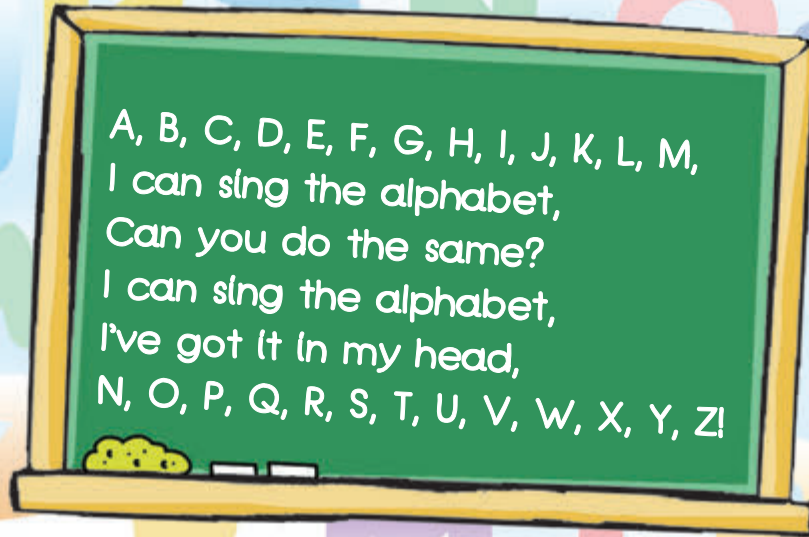
3

__ree



__rone

7 Sing along!



8 Join the dots to complete the picture. Then, colour it.




9 Look and play!




How do you spell apple?

A - P - P - L - E





The 
SAIL AWAY
Song!



Module 1

UNITS 1-2

Newcomers!

In this module you will ...

➔ learn, read and talk about ...

UNIT 1

School Again!

- Larry and Lulu's first day at school
- Larry and Lulu's new friends
- numbers 1 - 10



UNIT 2

A New Member!

- family members
- colours



Families
near and far!

UNIT 1

1 Find the stickers! Then, listen and repeat.



school



school bag



pen



pencil



rubber



ruler



book




pencil case

2 Ask and answer.

What's this?






It's a school bag!






3 Hello, Hi or Bye? Listen and fill in.

• Now, listen again and read.



School Again!



4 Listen and repeat. Then, talk with your friend.



5 Look and play!





UNIT 1



6 Listen and write the numbers.

1 ..2... 3
One, two, three, four,
Time to go to school once more!

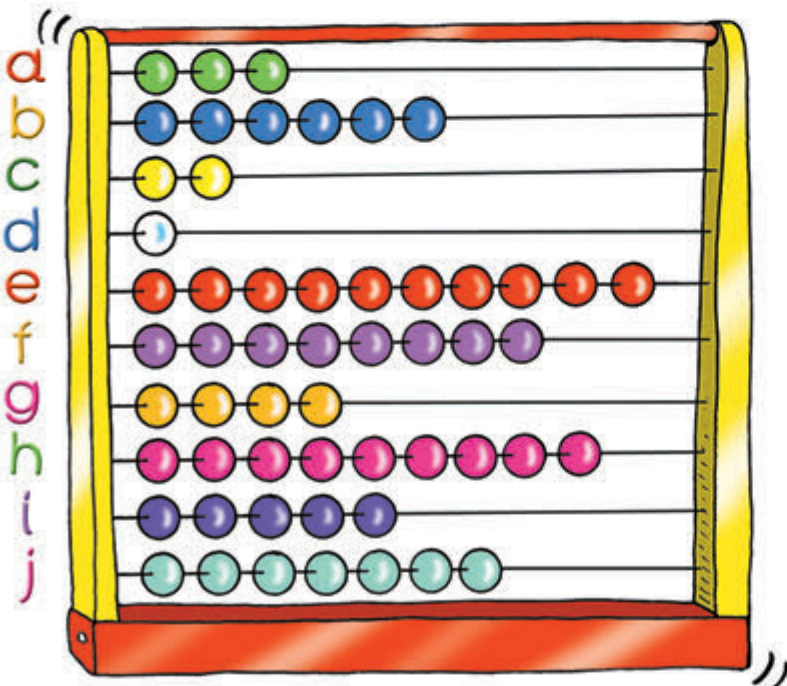


5 6
Five, six, seven, eight,
Get your school bag, don't be late!

9
Nine, ten, get your pen.
Come with me, it's school again!



7 Count and say. Then, write.



a three

b

c

d

e

f

g

h

i

j



8 Listen and write: **This, Hello.**



1), my name's Larry.
 2) is Paco.
 Look! This is my pet, Chuckles!



9 Read and write.

1), my Lulu.
 2) Maya.
 Look! 3),
 Chuckles!



10 Number Bingo.

Number Bingo



| | | | |
|--|--|--|--|
| | | | |
| | | | |
| | | | |





UNIT 1

11 Look, read and match.



- 1 Stand up! f
- 2 Sit down!
- 3 Open your book!
- 4 Close your book!
- 5 Clap your hands!
- 6 Stamp your feet!

12 Sing along!

Come on, everybody!



Come on, everybody,
Stand up, stand!
Stamp your feet
And clap your hands!

Come on, everybody,
Sit down, sit!
Clap your hands
And stamp your feet!





Arthur + Rascal



Episode 1



Come on, Arthur. Let's go for Rascal!



Hello, Rascal. Time to go home!

Oh, good!



Sit, Rascal. Sit!


Oh, Oh!

Huh! Well done, Rascal!



One, two,...? Quick. Get the fish, Rascal!

Hee, hee!



Drop it, Tricky!



No! Agh!



Good boy, Rascal!

Thanks, Arthur!

UNIT 2

1 Listen and sing. Then, say.






Look at me
And my family tree!
Grandma and **Grandpa**,
you see!
Mum and **Dad**,
big brother and me
And our new
little sister, Betsy!

Look! This is
my grandma,
Rosie!



2 Listen and fill in.

• Now, listen again and read.



A New Member!

2 Hello, Larry! This is your little sister, Betsy.

2

Hello, Betsy!

4 Nanny! This is our little sister!

4

She's lovely! What's her name?

Betsy!

6 No, it isn't. It's a teddy!

6

This is my big brother.
His name is Bob.



This is my sister.
Her name is Jill.

This is my teddy.
Its name is Eddy.

3 Look and say.

This is my big sister. Her name is Carin.



Carin



Anita



Errol



Winston



Stella



Simon



Bubbles

4



Ask and answer.

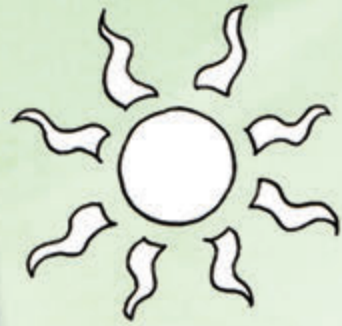
A: Who's Carin?

B: Her big sister.

UNIT 2



5 Listen and sing along!
• Now, read and colour.




Colour me **red**, colour me **blue**,
Colour me a rainbow too!
The ducks are **brown**,
The books are **green**,
The pencil case is **pink**.
What colour is the sun today?
It's a **yellow** sun, I think!



What is it? It's a pen.
What are they? They're pens.

6 Look, read and write.

- 1 They're yellow. What are they?
They're kites.
- 2 It's pink. What is it?
It's a piano.
- 3 They're blue. What are they?
.....
- 4 It's green. What is it?
.....
- 5 They're red. What are they?
.....
- 6 They're brown. What are they?
.....



• Now, count and say.



Two yellow kites.

7 Read and circle.



Hello, I'm 1) **Larry/Paco**. This is my mum and 2) **dad/brother**. Their names are Sophia and Carlos. Hector is my big 3) **brother/sister** and Anna is my little sister. This is my grandma and this is my 4) **mum/grandpa**. We are a happy family!

8



Now, write about your family!



Who's she? = Who is she?
 She's my... = She is my...
 What's her...? = What is her ...?
 Her name's... = Her name is ...

9 Look and play!



Who's she?

She's my mum.

What's her name?

Her name's Anna.

UNIT 2

10 Read and fill in.



1
A: Are they red cars?
B: Yes, they are.



I'm Jenny. She's Ann.
Is she your mother?
No, she isn't. We are sisters.



2
A: Are we brothers?
B: Yes,



3
A: Is it a teddy?
B: No,



4
A: Is she your sister?
B: No,

11 Listen and repeat.



Listen, look!
Close your book!



12 Sing along!

My Happy Family!



Come to my house and see,
My happy family!
My mum and dad,
My brother Brad
And my sister Rosie Leel

My mum is very pretty,
My dad is big and tall.
Rosie Lee's a baby
And she is very small!



Come to my house and see,
My happy family!
Brad is eight
And he's great!
We're as happy as can be!



Families near and far!



Hello! I'm Sam Adams.
I'm from the UK. Meet my family!
This is my mum, Laura and
my dad, Chris. Can you see
my little sister Patti?
She's only one!



This is my grandma
and this is my
grandpa. Their
names are Jack and
Becky. They live in
Australia.



1 Read and write the names.







- 1 She's Sam's mum. Laura
- 2 He's Sam's dad.
- 3 She's Sam's little sister.
- 4 They are Sam's grandpa and
grandma. and

Modular Revision and Assessment

1



Vocabulary

1 Look, read and write. (10 marks)

| | | | | | | |
|---|---|---|--|---|---|---------------|
| | u m m | d a g n r a p | s r e t i s | a d d | a r g m a d n | h e r b o t r |
| e.g. | 1 | 2 | 3 | 4 | 5 | |
|  |  |  |  |  |  | |
| mum | ----- | ----- | ----- | ----- | ----- | |

| | |
|--|----|
| | 10 |
|--|----|

2 Look, read and circle. (12 marks)

| | |
|--|--|
|  |  |
| e.g. a <u>yellow</u> /white car | 1 a blue/brown school bag |

| | |
|---|--|
|  |  |
| 2 a red/black phone | 3 a green/pink pencil case |

| | |
|--|----|
| | 12 |
|--|----|

Grammar

3 Read and underline. (8 marks)

e.g. Hello, my/I am Larry.

1 This is my fish. Its/Your name is Bubbles.

2 She/Her name is Lulu.

3 This is my dad. Her/His name is Roger.

4 Look at its/our friends, Paco and Maya!

| | |
|--|---|
| | 8 |
|--|---|


4 Read and write: **is, are**. (8 marks)

e.g. This is my brother.

- 1 It a book. 3 they rubbers?
 2 They not ducks. 4 This not my school.

| | |
|--|---|
| | 8 |
|--|---|

5 Count and write. (10 marks)



e.g. ten apples

- 1 two
 2 three
 3 five
 4 six
 5 eight

| | |
|--|----|
| | 10 |
|--|----|

Communication

6 Read and match. (12 marks)

e.g. What's your name?

- 1 What's this? a My big sister.
 2 Who's she? b My name's Maya.
 3 What are they? c They're books.
 4 Who's he? d My little brother.
 e It's a rubber.

| | |
|--|----|
| | 12 |
|--|----|



**Recommended
for use with
Sail Away! 1**

Narrator: Goldilocks, a little girl,
Has big blue eyes
And golden curls.
Her mother tells her ...

Mother: Now, be good!
Don't go walking
in the wood!




Extract from Goldilocks



Narrator: She says ...

Goldilocks: Oh, mummy
Please don't worry!

Narrator: But Goldilocks
Is in a hurry.



and the three Bears

Language Focus



1 Look, read and write.

SAMPLE PAGE
FROM *Sail Away! 1*
Activity Book

Hello, I'm John.
Meet my family!




1) This is my
grandma, Vera.

2) This is my
grandpa. His
name's Stan.

3) This is my
mum, Tina.

4) This is my
dad, Bill.

5) This is my sister.
Her name's Meg.



• Now, ask and answer.

1 A: **Who's she?**

B: **She's John's grandma.**

A: **What's her name?**

B: **Her name's Vera.**



SAIL AWAY!

2



Express Publishing

Contents

Back Together! (pp. 4-8)

In this module you will...

**Module 1:
New Faces!**
(pp. 9-21)

| learn, read and talk about... | learn how to... | practise... | write... |
|--|--|---|---|
| UNIT 1 One Big Happy Family! Larry and Lulu meeting Uncle Harry and his family at the airport, things you have got, numbers 30-100 | <ul style="list-style-type: none"> describe people say where things are say where you live describe things happening now express ability pronounce the sound /ŋ/ | <ul style="list-style-type: none"> the verb 'have got' prepositions of place present continuous the verb 'can' object pronouns | <ul style="list-style-type: none"> about a special event |
| UNIT 2 We're Having a Party! Uncle Harry's house-warming party, actions | | | |

Modular Revision and Assessment 1 (pp. 22-24)

In this module you will...

**Module 2:
Working Days!**
(pp. 25-37)

| learn, read and talk about... | learn how to... | practise... | write... |
|---|--|---|--|
| UNIT 3 An Interesting Job! Uncle Harry's job at the Animal Hospital, buildings, jobs | <ul style="list-style-type: none"> give directions talk about location describe jobs talk about possession express likes and dislikes describe your everyday life tell the time distinguish between and pronounce the sounds /s/ and /z/ | <ul style="list-style-type: none"> there is/there are present simple possessive case like/hate +ing prepositions of time adverbs of frequency | <ul style="list-style-type: none"> to a pen-friend about your everyday life |
| UNIT 4 This is my Life! A day in the life of a policeman, things you like/hate doing, cousin Robbie's everyday life | | | |

Modular Revision and Assessment 2 (pp. 38-40)

In this module you will...

**Module 3:
Tasty Treats!**
(pp. 41-53)

| learn, read and talk about... | learn how to... | practise... | write... |
|--|--|---|--|
| UNIT 5 What's cooking? Larry and Paco making a fruit salad, food and containers, prices | <ul style="list-style-type: none"> talk about food qualities buy food talk about prices talk about animals and their usual activities compare animals talk about rules pronounce the sound /u:/ | <ul style="list-style-type: none"> much/many/a lot of containers plurals present simple-present continuous comparisons must/mustn't | <ul style="list-style-type: none"> about a seal's journey |
| UNIT 6 Zoo Food! A visit to the zoo, animals, whales and their journey every year, zoo rules | | | |

Modular Revision and Assessment 3 (pp. 54-56)

In this module you will...

**Module 4:
Tell the
Tale!**
(pp. 57-69)

| learn, read and talk about... | learn how to... | practise... | write... |
|--|--|---|---|
| UNIT 7 Where were you? Chuckles eating the cake, feelings, where people were last week | <ul style="list-style-type: none"> describe feelings talk about where people were say where you were last night | <ul style="list-style-type: none"> ordinals was/were there was/were simple past (regular) | <ul style="list-style-type: none"> a story |
| UNIT 8 Once Upon a Time... the Hare and the Tortoise, Lulu's dreams | <ul style="list-style-type: none"> tell a story distinguish between and pronounce the sounds /t/, /d/ and /id/ | | |

Modular Revision and Assessment 4 (pp. 70-72)

In this module you will...

**Module 5:
Happy
Days!**
(pp. 73-85)

| learn, read and talk about... | learn how to... | practise... | write... |
|---|--|---|---|
| UNIT 9 The Best of Times! memorable events during the year, year books, Larry's magic moments | <ul style="list-style-type: none"> talk about past activities describe (old) classmates talk about countries give holiday plans distinguish between and pronounce the sounds /s/and /ʃ/ | <ul style="list-style-type: none"> simple past (irregular) superlatives going to question words | <ul style="list-style-type: none"> a letter from holiday |
| UNIT 10 Good Times Ahead! countries, holiday plans, things to take on a holiday | | | |

Modular Revision and Assessment 5 (pp. 86-88)

Happy New Year! pp. 90-91
 April Fool's Day! pp. 92-93
 Word List pp. 94-95

STARTER UNIT



1 Listen and point. Then, sing along!



Hello, everybody,
Back together again!
We're happy you can join us,
We hope you feel the same!



Remember Larry and Lulu?
Maya and Paco, too?
And do you remember Chuckles?
They're all back here with you!



2 Read, then talk with your friend.

A: Hi, my name's Kelly. What's your name?



B: Hello! I'm David.

A: Nice to meet you, David.





Listen and read.



Read and complete.

- 1 Arthur and Rascal are dogs.
- 2 Larry Lulu's brother.
- 3 Maya Larry's sister.
- 4 Rascal and Tricksy friends?
No, they
- 5 Chuckles Lulu's pet chimp.
- 6 Tricksy Paco's pet.
- 7 Lulu and Maya friends.
- 8 Cookie a chimp?

STARTER UNIT

5



Fun with numbers! Read and fill in.

| WHAT TO DO | EXAMPLE | YOUR TURN! | TRY AGAIN WITH A NEW NUMBER! |
|----------------------------|---------|------------|------------------------------|
| Choose a number (1-7) | 7 | | |
| Add (+) five | 12 | | |
| Add four | 16 | | |
| Take away (-) two | 14 | | |
| Add six | 20 | | |
| Take away the first number | (-7) | | |
| Answer | 13 | | |

6

Read, then talk with your friend.

A: My name's Joyce. That's J-O-Y-C-E.

B: Hi, Joyce. What's your phone number?

A: My phone number is 567 789 091 .





Listen and write a name or a number.

Lulu's school

Class: 2A

Teacher: 1) Miss

Phone number: 2) 208



Fun with colours!

Work with a partner. Point and say the name of the colour, not the word!
Your partner checks you. Take turns.



Black Yellow White
Pink Green Red
Brown Pink White Blue
Green Yellow Red Blue
Black White Red Blue
White Yellow Red

STARTER UNIT

9



Play the game!

Teacher: I spy with my little eye, something beginning with m.

Pupil: Mirror!



Module 1

UNITS 1-2

New Faces!

In this module you will ...

➔ learn, read and talk about ...

UNIT 1

One Big Happy Family!

- Larry and Lulu meeting
Uncle Harry at the airport
- Uncle Harry's family
- things you have got
- numbers 30-100



UNIT 2

We're Having a Party!

- Uncle Harry's house-warming party
- actions




Birthday Wishes!



UNIT 1



1 Look, read and match. Then, listen and check.



- a • tall
- slim
- fair hair

- b • tall
- slim
- dark hair

- c • short
- slim
- dark hair



• Now, point, ask and answer.


- 1 A: What does he look like?
- B: He's tall and slim and he's got fair hair.





2 Listen and write **yes** or **no**.

- 1 Uncle Harry's a clown.
- 2 He has got a lot of pets.

• Now, listen again and read.



One Big Happy Family!



3 Read and say. Then, write.



She has got blue eyes.
Her eyes are blue.

- 1 He's got short hair.
His hair is short.
- 2 He's got brown eyes.
.....
- 3 She's got dark hair.
.....
- 4 They've got a funny chimp.
.....
- 5 We've got a new house.
.....
- 6 It's got a long tail.
.....

4 Twins! Look and play!





UNIT 1

5 Where's the cat? Read and stick!



in the box



on the box



under the box



behind the box



next to the box



6 Listen and number.




• Uncle Harry needs help! Take roles to find his things.


Uncle Harry: Have you got my hairbrush?

Aunt Pam: No, it's next to the clock.

7 Read and fill in: **uncle's**, **funny**, **tall**, **Australia**, **favourite**, **fair**.



8  Spot the difference! Look and play.



In picture A the man has got dark hair.

In picture B the man hasn't got dark hair. He's got fair hair.



UNIT 1



Listen and repeat. Then, draw lines.

thirty

forty

fifty

sixty



seventy

eighty

ninety

a hundred

• Now, ask and answer.

A: What's your house number?

B: It's twenty-four.




Sing along!

One Big Happy Family!

I've got a lot of people
In my family -
There's Mum and Dad and Lulu
There's Betsy and there's me!

One big happy family
One big happy crew
One big happy family
We stick together like glue!

There's Grandma and there's Grandpa
And Uncle Harry, too!
Aunt Pam and Cousin Robbie -
We stick together like glue!







Arthur + Rascal



Episode 1



UNIT 2

1 Find the stickers! Then, listen and repeat.



skiing



sailing



skating



playing
the violin



surfing



diving


• Now, ask and answer.



2 What kind of party is it?
Listen and choose.

- A A birthday party.
- B A house-warming party.


• Now, listen again and read.



We're Having a Party!



Can you cook? Yes, I can.
Can you swim? No, I can't.



3 Ask your friends! Find someone who ...

| Name |
|----------------------|
| can dive. |
| can surf. |
| can skate. |
| can dance. |
| can swim. |
| can play the violin. |
| can draw. |
| can ride a bike. |

A: Can you dive?
B: Yes, I can dive really well. or
No, not at all.

4  Look and play!




UNIT 2



What are you doing? dive - diving
I'm swimming. swim - swimming

5 Who's doing what? Look and write the name.



- 1 Shelley is **skipping**.
- 2 is **kicking** a can.
- 3 is **carrying** a box.
- 4 is **crying**.
- 5 is **buying** a sandwich.
- 6 is **hitting** a ball.

•  **Memory game! Close your books!**

Teacher: Tina is skipping.

Pupil 1: Tina isn't skipping! Shelley is!

6  Who's the new team member? Listen and tick (✓).



7 Look, read and complete.



Dear Harry, Pam and Robbie,

I hope you 1) are enjoying (**enjoy**) your new life in England. We miss you!
How's the new house? Is everything OK?

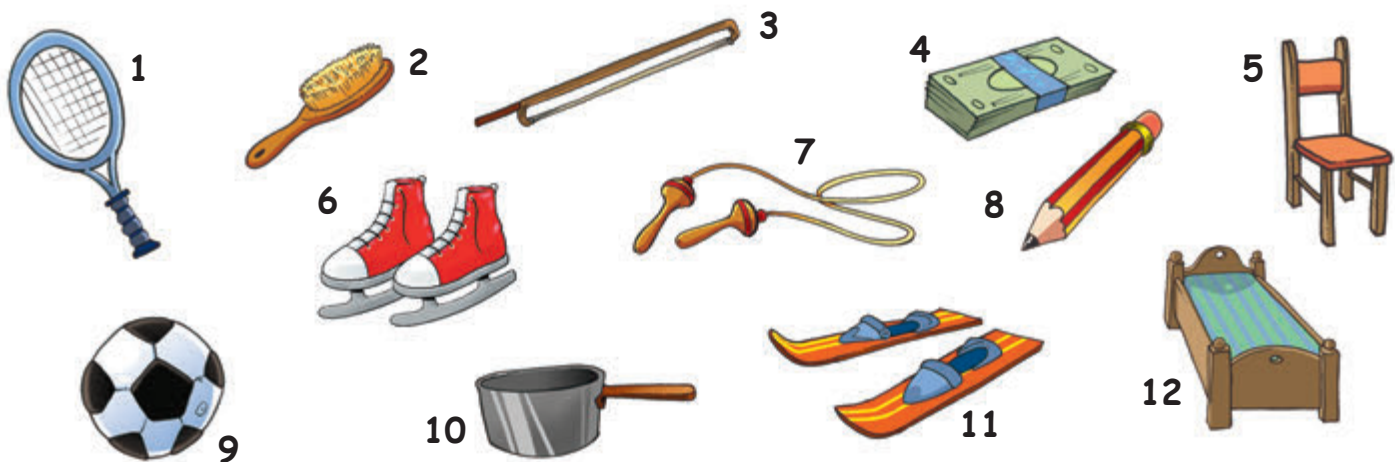
We're all fine — I 2) (**send**) you a photo of our holiday
on the Gold Coast — don't be jealous! We've got a new boat now! Look, Don
3) (**sail**) it! Can you see Shane? He 4)
(**dive**) into the beautiful blue sea! And me? Well I 5)
(**make**) lunch — as usual!

The boat's great — we all really love it. We can all go out on it when you
come to see us. Soon, I hope!

Love,
Betty

8  Send a letter and a picture to your friend. Tell him/her what you're doing in the picture.

9  Look and play!



Teacher: Number One!

Team A, Pupil 1: You can hit a ball/play tennis with it!

UNIT 2



That's Mike. Look at him!
Give the ball to Mary. Give the ball to her.

10 Read and fill in.

- 1 That's **Paco**. Look at him - he's dancing!
- 2 Is **Maya** here? Can you give this to, please?
- 3 **Mum** and **Dad** are in the kitchen. Uncle Harry's talking to
- 4 **My** phone's on the table. Can you give it to, please?
- 5 Can **you** stand over there? Let me take a picture of
- 6 In the photo, **we're** skiing. Can you see

11 Listen and repeat.

The king is singing and
his phone is ringing.



12 Sing along!

It's raining at the party!



It's raining at the party
And Uncle Harry's wet,
Don't go in the kitchen
Without a fishing net!

It's raining at the party
So bring a big umbrella
It's raining at the party
It's very stormy weather!

It's raining at the party
But it's fun all the same
At Uncle Harry's party
We're singing in the rain!



Birthday Wishes!



- 1 Read and say which of the words in bold you can see in the picture.



Birthday parties in England are a lot of fun! Children bring **presents** and **cards** for the Birthday Boy or Girl. Then, the party begins!

At the party there is always lots of **food** and **drinks**. There are usually a lot of **balloons** in the room where the party is. The children wear party **hats** and play party games.

After that, it's time for the **birthay cake!** The Birthday Boy or Girl blows out the **candles** and makes a birthday wish! Then, everyone sings 'Happy Birthday'.

Birthday parties are great fun for everyone!

- Can you sing the 'Happy Birthday' song? Sing it for your teacher!

- 2 What are your birthday parties like? Talk with your friend.



Modular Revision and Assessment 1

Vocabulary

1 Circle the correct word. (10 marks)



e.g. watch/ clock



1 mobile phone/camera



2 hat/helmet



3 hairbrush/keys






4 roller blades/shoes



5 gloves/coat

2 Look and write. (10 marks)

| | |
|--|----|
| | 10 |
|--|----|



| | |
|--|----|
| | 10 |
|--|----|

3 Write the numbers. (12 marks)

- e.g. 60 sixty 4 100
- 1 30 5 50
- 2 95 6 27
- 3 81
- | | |
|--|----|
| | 12 |
|--|----|


Grammar

4 Choose the correct answer. (8 marks)

- e.g. Please, give that book to
- a me b I
- 1 Look! Janet
a is skipping b skipping
- 2 Look at in the photo. We're swimming!
a we b us
- 3 She got fair hair and blue eyes.
a has b have
- 4 She the box of chocolates.
a are carrying b is carrying
- 5 There's my uncle. Look at !
a he b him
- 6 Jack the ball with a bat.
a is hitting b is hit
- 7 He's a great cook. He cook really well!
a can b can't
- 8 Can you give that watch?
a my b me

| | |
|--|---|
| | 8 |
|--|---|

5 Fill in: **on, in, next to, behind, under.** (8 marks)



- e.g. The keys are on the table.
- 1 The mobile phone is the table.
- 2 There are roller blades the chair.
- 3 The helmet is the box.
- 4 The camera is the box.

| | |
|--|---|
| | 8 |
|--|---|

Communication

6 Read and match. (12 marks)

- e.g. What does he look like?^c.....
- 1 Is your uncle from England?
- 2 What's he doing?
- 3 Can you skate?
- 4 What's your house number?
- a He's playing tennis.
b No, he isn't.
c He's tall and slim.
d Twenty-two.
e Yes, I can.

| | |
|--|----|
| | 12 |
|--|----|

Giantess: Here you are, husband.
Here is your little brown hen!

Narrator: Then the hen lays an egg –
After that, it lays ten!

Jack: Jack looks through a hole
In the giant oven door ...
The hen's eggs are golden,
It is magic, I'm sure!

**Recommended
for use with
Sail Away! 2**






Narrator: And then in a while
The scary giant's eyes close ...


Jack: The giant is sleeping –
I can go, I suppose!

Come here, little hen.
You are coming with me!


Narrator: Then Jack leaves the castle
Just as quick as can be!



& the Beanstalk




Pupil's Book



Interleaved Teacher's Book




Picture Flashcards



Activity Book



Certificate of Achievement



Story Book




Audio CDs/ Cassettes




DVD


CD-ROM




Pupil's Book




Interleaved Teacher's Book




Picture Flashcards



Activity Book



Certificate of Achievement



Story Book



Audio CDs/ Cassettes



DVD

CD-ROM



Video cassette



Express Publishing

UNITED KINGDOM

Liberty House, New Greenham Park, Newbury, Berkshire RG19 6HW

Tel.: (0044) 1635 817 363 Fax: (0044) 1635 817 463

e-mail: inquiries@expresspublishing.co.uk

<http://www.expresspublishing.co.uk>