

My PHONICS

AMERICAN EDITION

4

My Phonics American Edition provides young learners with the appropriate tools to sound out words in a fun, stress-free way! By understanding how to break down the sound of words, young learners will become both efficient readers and spellers!



My Phonics AMERICAN EDITION 1 - The Alphabet
The Alphabet (A-Z)

My Phonics AMERICAN EDITION 2
Short Vowels

My Phonics AMERICAN EDITION 3
Long Vowels

My Phonics AMERICAN EDITION 4
Consonant Blends

My Phonics AMERICAN EDITION 5
Letter Combinations

Components

- Student Book
- Activity Book
- Class CDs
- *My Phonics* Cards
- Teacher's Book
- DIGI MATERIAL
cross-platform application
(iOS, Android, Windows,
MacOSX)



Express Publishing



My PHONICS AMERICAN EDITION 4 Student Book

My PHONICS

AMERICAN EDITION

4



Jenny Dooley

Student Book

Jenny Dooley



Express Publishing

Express Publishing



Published by Express Publishing

**Liberty House, Greenham Business Park, Newbury,
Berkshire RG19 6HW, United Kingdom
Tel.: (0044) 1635 817 363
Fax: (0044) 1635 817 463
email: inquiries@expresspublishing.co.uk
www.expresspublishing.co.uk**

© Jenny Dooley, 2018

Color Illustrations: Jim Biggins, Alan Shephard, Kyr, Koubou © Express Publishing, 2018

Original music composed by Ted and Taz © Express Publishing, 2018

First published 2018

Made in EU

All rights reserved. No part of this publication may be reproduced, stored in a retrieval system, or transmitted in any form or by any means, electronic, photocopying or otherwise, without the prior written permission of the publishers.

This book is not meant to be changed in any way.

ISBN 978-1-4715-7843-4

Acknowledgements

We would like to thank all the staff at Express Publishing who have contributed their skills to producing this book. Thanks for their support and patience are due in particular to: Meryl Philips (Editor in Chief), Julie Rich (senior editor); Alex Barton (senior production controller) and the Express Publishing design team; and Emily Newton, Kevin Harris, Daniel Parker, Erica Thompson and Timothy Forster. We would also like to thank those institutions and teachers who piloted the manuscript, and whose comments and feedback were invaluable in the production of the book.

Every effort has been made to trace all the copyright holders. If any have been inadvertently overlooked, the publishers will be pleased to make the necessary arrangements at the first opportunity.



Contents

Unit 1 (bl, cl, fl, gl)	p. 2	Review 3	p. 48
Unit 2 (pl, sl, br, cr)	p. 8	Unit 7 (str, squ, spl, spr)	p. 50
Story Time	p. 14	Unit 8 (nd, nt, ng, nk)	p. 56
Review 1	p. 16	Story Time	p. 62
Unit 3 (dr, fr, gr, pr)	p. 18	Review 4	p. 64
Unit 4 (tr, sm, sn, sp)	p. 24	Extra Check	p. 66
Story Time	p. 30	Let's Play!	p. 70
Review 2	p. 32	Songs	p. 72
Unit 5 (st, sw, ch, sh)	p. 34	Picture Cards	p. 73
Unit 6 (ph, wh, th)	p. 40	My Phonics 4 Certificate	p. 85
Story Time	p. 46		

Jenny Dooley



Express Publishing

Unit 1

Lesson 1

1 Listen, point, and repeat. 

b + l = bl

black

blanket

2 Chant and show! 

B-l, bl,
Bl-ack, black,
Black, black!

3 Circle and write. Say the words.  

1

b c l a p c a c



2

c l b l a n k e t



3

b c l o c k a n k



4

b l a c k c l o c



c + l = cl



clap



clock

4 Listen. Read and circle.   



clap for a **cl**ack **cl**anket, little **cl**ock!

Unit 1

Lesson 2

5 Listen, point, and repeat. 


f + **l** = **fl**



6 Chant and show! 

F and l, fl,
Fl and ag, flag!



7 Circle the right words. Say the words.  

1



flute
flag

2



globe
glass

3



globe
glass

4



flute
flag

g + l = gl



glass



globe

8 Listen. Read and write.   



There is a __ag in the __ass and a __ute on the __obe!
How funny!

Unit 1

Lesson 3

9 Listen. Read along.  

“Tick-tock,” says the little black clock.

“It’s time for bed!

Pick up your flute! Pick up your flag!

Pick up your globe and pick up your glass.

Pick up your little warm blanket, too!

It’s time for bed!”



SIGHT WORDS




pick up warm

10 Song

(See p. 72)




11 Listen and color. Circle.

1

bl fl gl



2

fl cl gl

12 Look, read, and complete.

1 Where are my  and my  ?

2 There is a 
on the  .

Phonics Build-Up

13 Listen and complete. Say the words.

bl		<input type="text"/> y		<input type="text"/> ass
cl				
fl				
gl		<input type="text"/> ove		<input type="text"/> ue