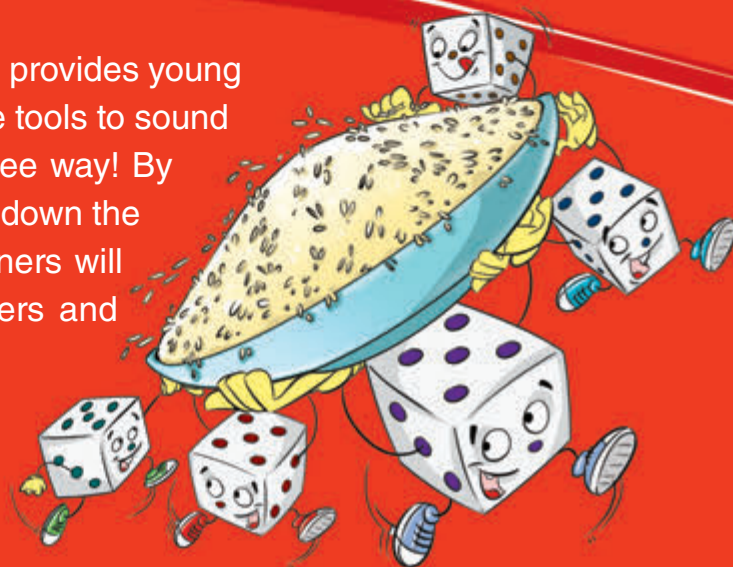


My PHONICS

AMERICAN EDITION

3

My Phonics American Edition provides young learners with the appropriate tools to sound out words in a fun, stress-free way! By understanding how to break down the sound of words, young learners will become both efficient readers and spellers!



My Phonics AMERICAN EDITION 1 - The Alphabet
The Alphabet (A-Z)

My Phonics AMERICAN EDITION 2
Short Vowels

My Phonics AMERICAN EDITION 3
Long Vowels

My Phonics AMERICAN EDITION 4
Consonant Blends

My Phonics AMERICAN EDITION 5
Letter Combinations

Components

- Student Book
- Activity Book
- Class CDs
- *My Phonics* Cards
- Teacher's Book
- DIGI MATERIAL
cross-platform application
(iOS, Android, Windows,
MacOSX)



Express Publishing



ISBN 978-1-4715-7836-6

9 781471 578366

My PHONICS AMERICAN EDITION 3 Student Book

My PHONICS


AMERICAN EDITION

3



Jenny Dooley

Student Book



Jenny Dooley



Express Publishing

Express Publishing

Published by Express Publishing

**Liberty House, Greenham Business Park, Newbury,
Berkshire RG19 6HW, United Kingdom
Tel.: (0044) 1635 817 363
Fax: (0044) 1635 817 463
email: inquiries@expresspublishing.co.uk
www.expresspublishing.co.uk**

© Jenny Dooley, 2018

Color Illustrations: Jim Biggins, Alan Shephard, Kyr © Express Publishing, 2018

First published 2018

Made in EU

All rights reserved. No part of this publication may be reproduced, stored in a retrieval system, or transmitted in any form or by any means, electronic, photocopying or otherwise, without the prior written permission of the publishers.

This book is not meant to be changed in any way.

ISBN 978-1-4715-7836-6

Acknowledgements

We would like to thank all the staff at Express Publishing who have contributed their skills to producing this book. Thanks for their support and patience are due in particular to: Meryl Philips (Editor in Chief), Julie Rich (senior editor); Alex Barton (senior production controller) and the Express Publishing design team; and Emily Newton, Kevin Harris, Daniel Parker, Erica Thompson and Timothy Forster. We would also like to thank those institutions and teachers who piloted the manuscript, and whose comments and feedback were invaluable in the production of the book.

Every effort has been made to trace all the copyright holders. If any have been inadvertently overlooked, the publishers will be pleased to make the necessary arrangements at the first opportunity.



Contents

Unit 1 long a (-ake, -ane, -ape)	p. 2	Review 3	p. 48
Unit 2 long a (-ate, -ace, -ame, -ave)	p. 8	Unit 7 long u (-ube, -une, -ue)	p. 50
Story Time	p. 14	Unit 8 long e (-ea, -ee)	p. 56
Review 1	p. 16	Story Time	p. 62
Unit 3 long i (-ine, -ite, -ide, -ive)	p. 18	Review 4	p. 64
Unit 4 long i (-ike, -ice)	p. 24	Extra Check	p. 66
Story Time	p. 30	Let's Play!	p. 70
Review 2	p. 32	Songs	p. 72
Unit 5 long o (-ole, -ome, -ote)	p. 34	Picture Cards	p. 73
Unit 6 long o (-one, -ope, -ose)	p. 40	My Phonics 3 Certificate	p. 87
Story Time	p. 46		

Jenny Dooley



Express Publishing

Unit 1

Lesson 1

1 Listen, point, and repeat. 

ake



bake

2 Chant and show! 

B-a-ke is bake!
C-a-ke is cake!



3 Read, choose, and write. 

cake bake lake



Let's _____
the cake!



Look at the cake
on the _____ !



Look at the rake
on the _____ !



cake



lake



rake

4 Listen. Read and circle.   



The rake can ^l_bake a ^c_rake at the ^r_lake.

Unit 1

Lesson 2

5 Listen, point, and repeat. 

ane



mane

6 Chant and show! 

In cane there is an **a_e**,
Cane, cane, cane!



7 Read and choose. Write. 

1



can

cane

2



tap

tape

3



man

mane

4



cap

cape

ape



cape



tape

8 Listen. Read and circle.   





He has a ma ^p_n e, a ca ⁿ_p e, and a cape with ta ⁿ_p e!

Unit 1

Lesson 3

9 Listen. Read along.  

I can take my cake to the lake.
I can take my cape and my cane. 
Oh, no! My cake is in my mane! 
Can you take the cake away with your rake?



10 Song


(See p. 72)

SIGHT WORDS


take away
no your

11 Listen and number. 


a




b



c



d



12 Write. Match the rhyming words. 

1



3



2



4



Phonics Build-Up

13 Say the words. Circle the rhyming word. Listen and check. 



lake

cane



mane

tape

make

lane

Unit 2

Lesson 1

1 Listen, point, and repeat. 

ate



date



gate

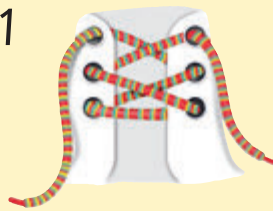
2 Chant and show! 

D-a-te is date,
G-a-te is gate!



3 Write the words. 

1



a e

2




a e

3



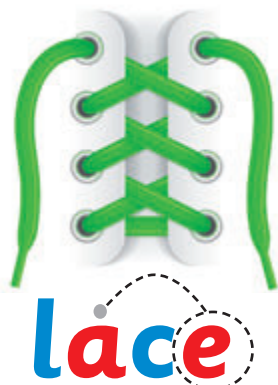
a e

4




a e

ace



4 Listen. Read and circle.   



The d **ate**
ace of the r **ace**
ate is on the gate with the l **ate**
ace !

Unit 2

Lesson 2

5 Listen, point, and repeat. 

ame



game



name

6 Chant and show! 

In game there is an **a_e**,
Game, game, game!



7 Circle and write. 

1



name
mane

2



date
wave

3



cave
cape

4



game
gate

ave




cave



wave

8 Listen. Read and circle.   



“Is there a name for this game?” says the cave to the wave.

Unit 2

Lesson 3

9 Listen. Read along.  



The kids are at the cave.
“We came to play a game,” they say.
They race to the wave by the cave.
What a good game!




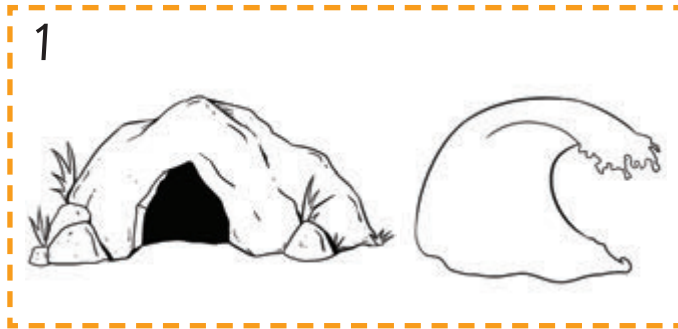
SIGHT WORDS

we came say by what


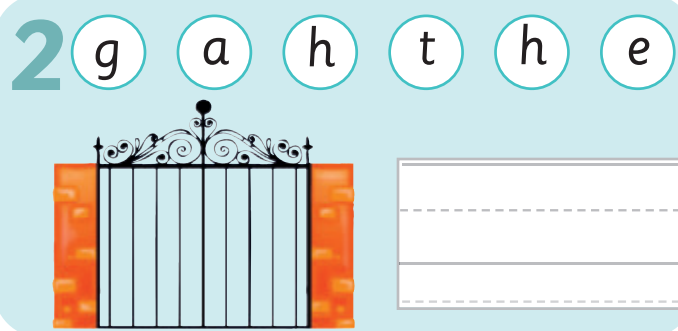

10 Song

(See p. 72)

11 Listen and color.



12 Color the letters and write the word. Match the rhyming words.



Phonics Build-Up

13 Say the words. Circle the rhyming word. Listen and check.



late

gate
name



face

wave
race

Story

Time

1 Listen. Read along.  

1



2



3



4



2 Circle the words in the story with the **long a sound**. Say the words.  

3 Read and match.  

1 The bats are in

a the game, too!

2 They play

b the cave.

3 The rat can play

c a game.

Review 1 (long a)

1 Listen and circle. Check (✓) the right pictures. 

1

bake
lake



a ☐



b ☐

2

cape
tape



a ☐



b ☐

3

race
lace



a ☐



b ☐

4

name
game



a ☐



b ☐

2 Say the words. Circle the one that does not belong. 

1

cape

tape

gate

2

rake

cane

mane

3

game

lane

name

4

cave

wave

make

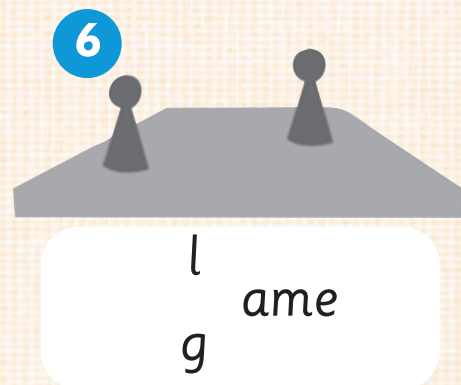
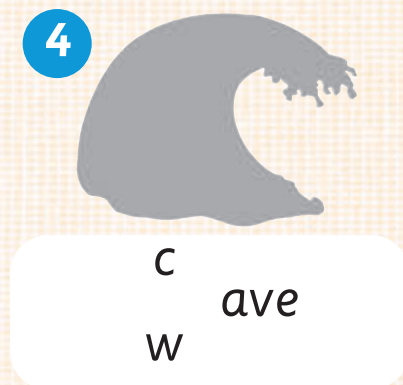
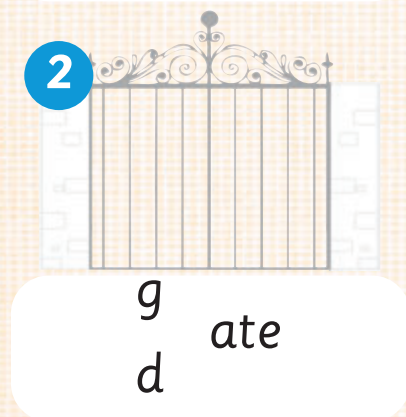
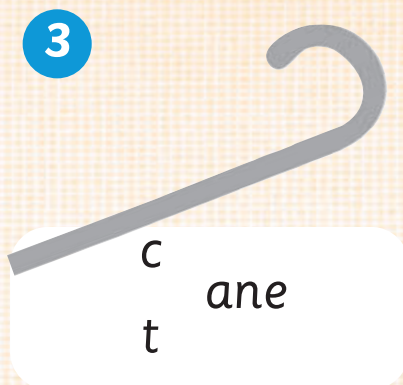

5


face

mane

lace

3 Look and circle. Say the words.  



4 Write the words. 

make lane cape name cave late face

ape

ace

ake

ate

ane

ame

ave
