

EXTRA and Friends

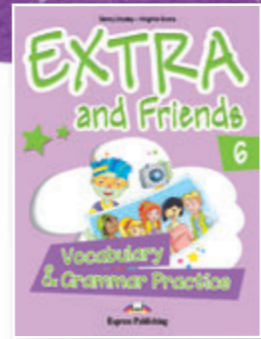
Extra and Friends offers a friendly introduction to the English language for young learners. Join Extra and his friends and have fun with their amusing stories and lively songs.




Pupil's Book



Activity Book



Vocabulary &
Grammar Practice



Teacher's Book
(interleaved)



Picture & Word
Flashcards



Story Cards



Posters/
Cross-Curricular
Posters



Teacher's Multimedia
Resource Pack:
• Class CDs
• DVD
• Resource Pack CD-ROM



EXTRA and Friends

EXTRA and Friends 6
Primary Course
Pupil's Book

Pupil's Book 6



Jenny Dooley - Virginia Evans

Express Publishing



Primary Course

Published by Express Publishing

**Liberty House, Greenham Business Park, Newbury,
Berkshire RG19 6HW, United Kingdom
Tel.: (0044) 1635 817 363
Fax: (0044) 1635 817 463
email: inquiries@expresspublishing.co.uk
www.expresspublishing.co.uk**

© Jenny Dooley – Virginia Evans, 2013

Colour Illustrations: © Express Publishing, 2013

Illustrated by Alexandra Lewis © Express Publishing, 2013

Original music composed by Ted and Taz © Express Publishing, 2013

First published 2013
Second impression 2017

Made in EU

All rights reserved. No part of this publication may be reproduced, stored in a retrieval system, or transmitted in any form or by any means, electronic, photocopying or otherwise, without the prior written permission of the publishers.

This book is not meant to be changed in any way.

ISBN 978-1-4715-0883-7

Acknowledgements

We would like to thank all the staff at Express Publishing who have contributed their skills to producing this book. Thanks for their support and patience are due in particular to: Meryl Philips (Editor in Chief), Julie Rich (senior editor); Alex Barton (senior production controller) and the Express Publishing design team; and Emily Newton, Kevin Harris, Daniel Parker, Erica Thompson and Timothy Forster. We would also like to thank those institutions and teachers who piloted the manuscript, and whose comments and feedback were invaluable in the production of the book.

Every effort has been made to trace all the copyright holders. If any have been inadvertently overlooked, the publishers will be pleased to make the necessary arrangements at the first opportunity.

Lesson 1

1 THE ABOUT-YOU FILE! Read and answer.

- 1 What's your name?
- 2 Where are you from?
- 3 What colour are your eyes?
- 4 Have you got any brothers or sisters?
- 5 Have you got any pets? What are their names?
- 6 What's your favourite subject?
- 7 Who's your best friend?
- 8 What's your best friend like?
- 9 What's your favourite song?
- 10 What's your favourite food?
- 11 What colour is your hair?
- 12 What time do you usually go to bed?
- 13 What do you like doing in your free time?
- 14 What's your lucky number?
- 15 What's your favourite season?
- 16 What can you do well?



Lesson 2

2 Read and match.

- 1 Where's she from?
 - 2 How old is Derek?
 - 3 Can I come in?
 - 4 How much is a cup of tea?
 - 5 What do you usually do in the evening?
 - 6 What time is it?
 - 7 What do you want to be?
 - 8 What do you do?
 - 9 Where was Pam yesterday?
 - 10 What does Tim like doing?
- a A vet.
 - b He likes singing.
 - c I'm a baker.
 - d It's quarter to nine.
 - e She's from Spain.
 - f She was at the zoo.
 - g Sorry, no!
 - h We watch TV.
 - i He's nine.
 - j That's one pound.

3 Put the words into pairs.

A

France – ghost – jam – Science –
fly – one o'clock – twenty – farmer –
one penny – quiet – greengrocer's –
trick or treat?

France!

B

baker's – forty – scary –
two pence – noisy – Italy – jump –
yoghurt – Music – five o'clock –
postman – make a lantern

Italy!



A Surprise Party!

Lesson 1

1 Listen, point and repeat.



2 Chit-Chat

Who's this? It's my aunt, Caroline.



Who's that? It's my cousin, Daniel.



1 grandmother Alice



2 brother James



3 cousin Katrina



4 uncle Simon

Lesson 2


Grammar

This is my aunt. 




That's my uncle. 

3 Look and say. Then complete. Use: **This, That, These, Those.**

1 This is my grandmother's bed. 




2 _____ are her rings. 




3 _____ is her car. 




4 _____ are her hats. 



5 _____ is her cat. 



6 _____ are her glasses. 



4 Talk with your friend.

I'm going to my cousin's house. It's his birthday today!

Really?
How old is he?

He's fourteen!

cousin	14	aunt	55	uncle	43
grandmother	64	grandfather	71		



Offer planet-friendly toys for birthday presents, such as wooden toys or rag dolls!



MODULE 1

Lesson 3

5  Listen, point and repeat.

1st first	9th ninth	17th seventeenth	25th twenty-fifth
2nd second	10th tenth	18th eighteenth	26th twenty-sixth
3rd third	11th eleventh	19th nineteenth	27th twenty-seventh
4th fourth	12th twelfth	20th twentieth	28th twenty-eighth
5th fifth	13th thirteenth	21st twenty-first	29th twenty-ninth
6th sixth	14th fourteenth	22nd twenty-second	30th thirtieth
7th seventh	15th fifteenth	23rd twenty-third	31st thirty-first
8th eighth	16th sixteenth	24th twenty-fourth	

6 Chit-Chat



15
November

12
February



22
March

4
July

31
October

11
January



Lesson 4

Grammar

Where is your sister?

At school.

When is her birthday?

It's on the fourth of May.

▶ Talk with your friend.

A: When is your birthday?

B: It's on the first of April. When is your birthday?

A: It's on the fifth of August.

▶ 8 Match and say.

1 New Year's Day is on

2 Valentine's Day is on

3 Bonfire Night is on

4 Halloween is on

5 May Day is on



▶ 7 Read and complete.

1 "Where is Tina?"

"She's at home."

2 "_____ are you?"

"I'm Kelly's aunt."

3 "_____ is the football match?"

"On Monday."

4 "_____ old is Rita?"

"Eighteen."

5 "_____ bike is it?"

"It's John's."

6 "_____ are you running?"

"Because I'm late."



Lesson 5

9 Listen and answer.

1 Where is Grandmother?

2 When is Grandmother's birthday?



A Surprise Party!



10 Which picture? Read the story and complete.

- | | | | |
|--------------------------|---------------|-----------------------------|---------------|
| 1 Hello, everyone. | picture _____ | 3 Hide, everyone! | picture _____ |
| 2 What a fantastic cake! | picture _____ | 4 Let's have a party today! | picture _____ |

You are invited to a party!

 Listen, read and choose.

PARTY INVITATION!

Dear Jodie,

It's my ① *twelfth / thirteenth* birthday on the
② *fifteenth / thirteenth* of July.

Please come to my party at ③ *three / two* o'clock.

My address is ④ *18 / 80* North Road.

I hope you can come.

Love, Martin xxx



 12 Talk with your friends.

How old are you?

I'm eleven.

When is your birthday?

It's on the ninth of July.

A Surprise Party!

13 Listen. Play the game.



Hilda



Sam



Laura



Judy



Jack



Doris



Ben



Mark

27
22nd July

32
28th February

64
30th March

48
12th November

19
10th August

12
1st September

53
15th January

85
29th October

How old is Hilda?

When's her birthday?

Very good!

She's forty-eight years old.

On the twelfth of November.

PORTFOLIO

★ Write an invitation to a birthday party.



Dear ...,
It's my ...

Now I can...

- say how old I am.
- ask and say how old other people are.
- say the dates.
- write an invitation to a birthday party.



Lesson 7

14  Let's sing!



This is your special day,
So we all want to say,
Have a lovely day!



Happy Birthday,
Grandma!
Blow the candles out!
Happy Birthday,
Grandma!
Let's all sing and shout!



15 Write a song for a member of your family.

This is your special day,
So we all want to say,
Have a lovely day!
Happy Birthday ...



CULTURE CHANNEL

Lesson 8

Party time!

16 Read and say true or false.

In Britain, children invite their friends to a birthday party when it's their birthday.

Before the party, the birthday child decorates the house with balloons and banners.

At the party all the children play party games and eat party food. They also like listening to music and dancing.

Friends bring birthday presents and birthday cards to the party. There is a birthday cake with candles. All the children sing Happy Birthday! The birthday child tries to blow out all the candles in one go and makes a wish.

When it's time to go home, the birthday child gives the guests a party bag with a slice of birthday cake and a small toy.



- 1 They play party games at the party.
- 2 The child makes a wish. Then they sing Happy Birthday!
- 3 There is a slice of cake and a toy in the party bag.

