

# Bright Stars 3

**Bright Stars** is a six-level language program that features the adventures of a set of lively, loveable characters. It provides all the important basic grammar and communicative activities needed for an appealing and efficient start in English.

#### Key Features:

- Carefully controlled grammatical syllabus integrating all four skills.
- Characters in everyday situations that appeal to young students.
- Presentation of the key vocabulary through color posters and flashcards.
- Songs, chants and games
- Constant review of the new language.
- *Around the school*: Students are given the opportunity to explore core areas of the curriculum (*Geography, History, Art & Design, etc.*), gradually developing content-oriented language skills.
- *Culture Channel*: Students are exposed to the American way of life and are given the opportunity to explore their own culture.
- Full-color Workbook offering stimulating practice in all four skills.
- Board Games in the Workbook.
- Interleaved Teacher's Book guiding teachers through each Student Book page with additional reinforcement and extension activities and photocopiable tests.

#### Components

Student Book  
Workbook  
Teacher's Book  
Posters  
Flashcards  
Class CDs  
Student CD  
DVD



Express Publishing



Bright Stars 3


Student Book

Jenny Dooley - Virginia Evans

Express Publishing

# Bright Stars

Jenny Dooley - Virginia Evans



Student Book



Express Publishing

**Published by Express Publishing**

**Liberty House, Greenham Business Park, Newbury,  
Berkshire RG19 6HW, United Kingdom  
Tel: (0044) 1635 817 363  
Fax: (0044) 1635 817 463  
email: [inquiries@expresspublishing.co.uk](mailto:inquiries@expresspublishing.co.uk)  
[www.expresspublishing.co.uk](http://www.expresspublishing.co.uk)**

© Jenny Dooley - Virginia Evans, 2013

Design and Illustration © Express Publishing, 2013

Color Illustrations: Terry Wilson, Evans, Nathan © Express Publishing, 2013

Original music composed by Antony Boyle © Express Publishing, 2013

First published 2013

Made in EU

All rights reserved. No part of this publication may be reproduced, stored in a retrieval system or transmitted in any form or by any means, electronic, photocopying or otherwise, without the prior written permission of the publishers.

This book is not meant to be changed in any way.

ISBN 978-1-4715-0910-0

## Acknowledgements

We would like to thank all the staff at Express Publishing who have contributed their skills to producing this book. Thanks are due in particular to: Meryl Phillips (Editor in Chief); Julie Rich (senior editor); Bettina Fredericks, Irene Diamond and Nina Peters (editorial assistants); Alex Barton (senior production controller). We would also like to thank those institutions and teachers who piloted the manuscript and whose comments and feedback were invaluable in the production of the book. Special thanks to Daniel, Frederick, Nadia, Marietta, Spiros and Jackie who play the parts of Eddy, Tom, Cindy, Lin, Oscar and Wendy.

**Every effort has been made to trace all the copyright holders. If any have been inadvertently overlooked, the publishers will be pleased to make the necessary arrangements at the first opportunity.**

# Bright Stars

3

**Student Book**

Jenny Dooley - Virginia Evans



**Express Publishing**

# Contents

In this module you will...

**Starter Module: Welcome back!**  
(pp. 4-9)

learn, read and talk about...	learn how to...	practice...	write...
<ul style="list-style-type: none"> <li>• friends meeting up</li> <li>• Manuel, Wendy's new friend</li> <li>• an e-mail message</li> </ul>	<ul style="list-style-type: none"> <li>• talk about countries and nationalities</li> <li>• talk about presents and their origin</li> <li>• describe physical appearance</li> </ul>	<ul style="list-style-type: none"> <li>• the verb 'to be'</li> <li>• the verb 'to have'</li> <li>• numbers (1-20)</li> <li>• possessive case</li> <li>• colors</li> </ul>	<ul style="list-style-type: none"> <li>• an e-mail message</li> </ul>

In this module you will...

**Module 1: Getting There!**  
(pp. 10-17)

learn, read and talk about...	learn how to...	practice...	write...
<ul style="list-style-type: none"> <li>• going to Cindy's new house</li> <li>• helping Cindy with her new room</li> <li>• an invitation to a party</li> <li>• the White House (Culture Channel)</li> <li>• the Geography of Central and South America (Around the School!)</li> </ul>	<ul style="list-style-type: none"> <li>• ask and give directions</li> <li>• talk about location</li> </ul>	<ul style="list-style-type: none"> <li>• there is/are</li> <li>• prepositions of place</li> <li>• imperative</li> <li>• pronouns and adjectives</li> </ul>	<ul style="list-style-type: none"> <li>• an invitation to your new house</li> <li>• about a famous building in your country</li> </ul>

**Module check 1 (pp. 18-19)**

In this module you will...

**Module 2: Play the Game!**  
(pp. 20-27)

learn, read and talk about...	learn how to...	practice...	write...
<ul style="list-style-type: none"> <li>• Eddy frightening the girls</li> <li>• getting dressed for Halloween</li> <li>• rules for Jake's room</li> <li>• Halloween (Culture Channel)</li> <li>• candy apples (Around the School!)</li> </ul>	<ul style="list-style-type: none"> <li>• talk about actions happening now</li> <li>• talk about abilities</li> <li>• ask for, give or refuse permission</li> </ul>	<ul style="list-style-type: none"> <li>• present progressive</li> <li>• 'can'</li> <li>• too + adjective</li> </ul>	<ul style="list-style-type: none"> <li>• rules for your room</li> <li>• about a special event in your country</li> </ul>

**Module check 2 (pp. 28-29)**

In this module you will...

**Module 3: A Special Day!**  
(pp. 30-37)

learn, read and talk about...	learn how to...	practice...	write...
<ul style="list-style-type: none"> <li>• children going to a surprise party</li> <li>• grandma Alima's birthday</li> <li>• an invitation to a surprise party</li> <li>• weddings (Culture Channel)</li> <li>• important dates (Around the School!)</li> </ul>	<ul style="list-style-type: none"> <li>• talk about birthdays and dates</li> <li>• talk about age</li> </ul>	<ul style="list-style-type: none"> <li>• numbers (20-100)</li> <li>• this/that</li> <li>• ordinals</li> <li>• question words</li> </ul>	<ul style="list-style-type: none"> <li>• an invitation to a birthday party</li> <li>• about a wedding in your country</li> </ul>

**Module check 3 (pp. 38-39)**

**In this module you will...**

**Module 4:  
On Sale  
Today!  
(pp. 40-47)**

learn, read and talk about...	learn how to...	practice...	write...
<ul style="list-style-type: none"> <li>shopping for the school bazaar</li> <li>the school bazaar</li> <li>a poster advertising the school bazaar</li> <li>Mall of America (Culture Channel)</li> <li>US dollars (Around the School!)</li> </ul>	<ul style="list-style-type: none"> <li>ask people to buy some food</li> <li>shop for food</li> <li>ask for and give prices</li> <li>order food</li> </ul>	<ul style="list-style-type: none"> <li>countable - uncountable nouns</li> <li>containers</li> <li>plurals</li> </ul>	<ul style="list-style-type: none"> <li>about a school bazaar</li> <li>about a shopping center in your country</li> </ul>

**Module check 4 (pp. 48-49)**

**In this module you will...**

**Module 5:  
What's the  
Subject?  
(pp. 50-57)**

learn, read and talk about...	learn how to...	practice...	write...
<ul style="list-style-type: none"> <li>Oscar and Eddy's day at school</li> <li>a Science class</li> <li>Cindy's favorite day</li> <li>Schools in the USA (Culture Channel)</li> <li>The five senses (Around the School!)</li> </ul>	<ul style="list-style-type: none"> <li>tell the time</li> <li>talk about school subjects and which you like/ don't like</li> <li>talk about daily routines</li> </ul>	<ul style="list-style-type: none"> <li>simple present</li> <li>prepositions of time (at-in-on)</li> <li>adverbs of frequency</li> </ul>	<ul style="list-style-type: none"> <li>about your favorite day</li> <li>about schools in your country</li> </ul>

**Module check 5 (pp. 58-59)**

**In this module you will...**

**Module 6:  
At Work,  
At Play!  
(pp. 60-67)**

learn, read and talk about...	learn how to...	practice...	write...
<ul style="list-style-type: none"> <li>Wendy and Cindy meeting Mr. Black, the firefighter</li> <li>meeting Mr. Black in the park</li> <li>Mr. Mills, the mailman</li> <li>popular hobbies (Culture Channel)</li> <li>careers (Around the School!)</li> </ul>	<ul style="list-style-type: none"> <li>talk about daily routines and present activities</li> <li>talk about professions</li> <li>express preferences for free-time activities</li> </ul>	<ul style="list-style-type: none"> <li>simple present vs. present progressive</li> <li>want to be</li> <li>why - because</li> <li>like doing</li> </ul>	<ul style="list-style-type: none"> <li>about Miss Sweet, the baker</li> <li>about a popular hobby in your country</li> </ul>

**Module check 6 (pp. 68-69)**

**In this module you will...**

**Module 7:  
Memory  
Lane!  
(pp. 70-77)**

learn, read and talk about...	learn how to...	practice...	write...
<ul style="list-style-type: none"> <li>what the children were like as babies</li> <li>what the town was like fifty years ago</li> <li>changes in a town over the years</li> <li>the Big Apple (Culture Channel)</li> <li>street games (Around the School!)</li> </ul>	<ul style="list-style-type: none"> <li>describe what you were like as a baby</li> <li>talk about the past</li> <li>identify changes in a place over the years</li> </ul>	<ul style="list-style-type: none"> <li>simple past of 'to be'</li> <li>adjectives</li> <li>there was/ there were</li> </ul>	<ul style="list-style-type: none"> <li>a description of a town, now and then</li> <li>what your town was like a hundred years ago</li> </ul>

**Module check 7 (pp. 78-79)**

Grammar Handbook .....	pp. 80-83
Word List .....	pp. 84-86
Certificate of Achievement .....	p. 87

a



France-French



Mexico-Mexican



Spain-Spanish


# Welcome back!

## 2 Listen and write.

1 The perfume is from  
F.....

2 The jumping beans are from  
M.....

## 3 Now, listen again and read.



1  
Hello, everyone!  
Welcome back!

This is for you, Wendy.  
It's from France! It's a bottle  
of French perfume!




Thank you,  
Oscar!

2  
I have something  
for you, too!



3  
What are  
they?

They're from Mexico!  
They're Mexican  
jumping beans!



4  
What's that?

Oh, it's an  
e-mail message. It's from  
Manuel! He's from Spain.  
He's Spanish!



Turkey-Turkish Greece-Greek Poland-Polish USA-American Britain-British



#### 4 Read and practice.

A: Where is he from?

B: He's from Spain.  
He's Spanish!



Spain/Spanish



France/French



Mexico/Mexican



Poland/Polish



Turkey/Turkish



Greece/Greek

#### 5 Read and write: am, is, are.

- 1) **am** Manuel. I
- 2) ..... from Spain. Wendy and I
- 3) ..... friends. Wendy
- 4) ..... not from Spain. She
- 5) ..... from the USA.




#### Grammar

I **am**/I'm from Poland.  
**Are** you French?  
 Yes, I **am**./No, I'm **not**.

#### 6 Listen and repeat, then practice.



jumping beans



vase



guitar



carpet

b

1

tall

short

slim

fat

# Is he handsome?


## 2 Listen and read.




**Cindy:** How old is Manuel?  
**Wendy:** He's fourteen years old and he's from Madrid, Spain.  
**Lin:** What does he look like? Is he handsome?  
**Wendy:** Oh, yes! He's tall and slim. He has dark hair and brown eyes.



**Oscar:** Oh, look! What's that, Wendy?  
**Wendy:** It's a hat, of course!  
**Cindy:** Whose is it?  
**Wendy:** It's Manuel's!



**Eddy:** But ... Wendy, whose arms are they? Are they Manuel's arms?  
**Wendy:** No, they are not Manuel's. This e-mail isn't from Manuel!



**Masid:** Ha! No! It's a G-mail! It's from your favorite genie! Hello, everyone! Welcome back!  
**All:** Oh! Masid!

## 3 Now, read again and answer.

- 1 How old is Manuel?
- 2 Where is he from?

- 3 Is he handsome?
- 4 Does he have dark hair and brown eyes?





dark hair



light hair



handsome



beautiful



#### 4 Read and practice.



He's nineteen years old and he's from Madrid, Spain.



Madrid, Spain



London, England



Paris, France



Rome, Italy



New York, USA

#### 5 Listen and repeat, then practice.

A: What does Manuel look like?

B: He's tall and slim.

He has dark hair and brown eyes.

#### Grammar

I **have** light hair.

He **has** dark hair.

**Does** she **have** blue eyes?

Yes, **she does**./No, **she doesn't**.

#### 6 Read and circle.

Manuel's e-mail

1 Look at **Eddys**/**Eddy's** parrot!  
It **is**/**are** green!

2 This is **Oscar's**/**Oscar** bike.  
He **have**/**has** a ball, too!

3 This is **Masids'**/**Masid's** lamp.  
He **has**/**have** a hat, too!

4 Look at **Cindy's**/**Cindys** dollhouse!  
It **are**/**is** beautiful!

5 This is **Wendy**/**Wendy's** computer.  
She **have**/**has** an e-mail.



tall & slim  
dark hair  
brown eyes  
**MANUEL**



tall & slim  
light hair  
green eyes  
**GRETA**



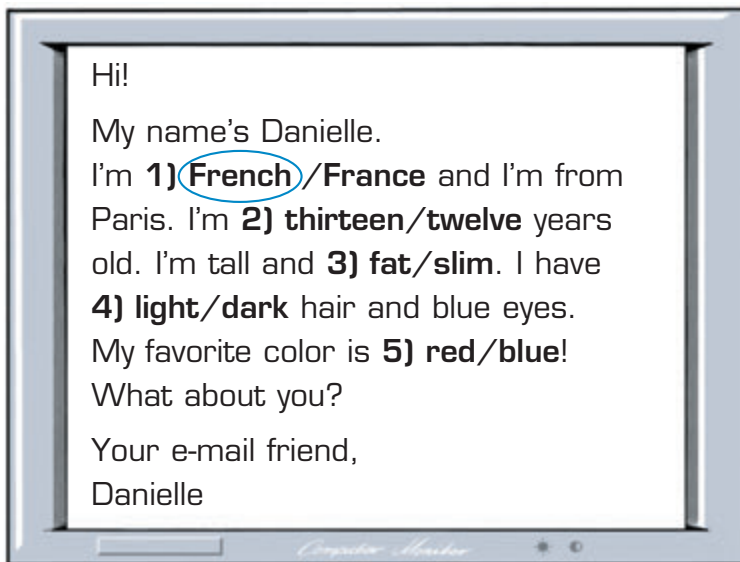
short & fat  
light hair  
brown eyes  
**BOBO**



short & slim  
dark hair  
blue eyes  
**BILL & BOB**

# An e-mail friend!

**1**  **Listen, read and circle.**



**2** **Read again and answer.**

- 1 Where's Danielle from?
- 2 How old is she?
- 3 What does she look like?
- 4 What's Danielle's favorite color?

**3** **Over to you! Talk with your friend.**

- 1 What's your name?
- 2 Where are you from?
- 3 How old are you?
- 4 Do you have any brothers or sisters?
- 5 Do you have an e-mail friend?
- 6 What's your favorite color?

**Portfolio**

**4** **Write an e-mail message to a new friend.**

**5**  **Listen and repeat.**

Five french fries for Vivienne from France!

**6**  **Listen and write a name or a number.**



1 .....



2 .....



3 .....

**7** **Let's sing!**



My name is Margarita  
And I'm from sunny Spain!  
How are you, how are you,  
And how are you again?

My name is Richard Greenham  
And I'm from the UK!  
How are you, how are you,  
And how are you today?

My name is Buddy Smithson,  
I'm from the USA!  
How are you, how are you,  
And how are you today?

**8** **Look, read and write True or False.**

- |                        |       |                            |       |
|------------------------|-------|----------------------------|-------|
| 1 Margarita's Spanish. | ..... | 3 Buddy has dark hair.     | ..... |
| 2 Richard's American.  | ..... | 4 Margarita has dark hair. | ..... |

**9** **Let's play!**

Think of a classmate. The rest of the class tries to guess who it is.

- A:** Is it a boy or a girl?  
**You:** A boy.  
**B:** Does he have dark hair?  
**You:** Yes, he does.