

# Bright Stars 2

**Bright Stars** is a six-level language program that features the adventures of a set of lively, loveable characters. It provides all the important basic grammar and communicative activities needed for an appealing and efficient start in English.

## Key Features:

- Carefully controlled grammatical syllabus integrating all four skills.
- Characters in everyday situations that appeal to young students.
- Presentation of the key vocabulary through color posters and flashcards.
- Songs, chants and games
- Constant review of the new language.
- *Around the school*: Students are given the opportunity to explore core areas of the curriculum (*Science, Music, Math, History, etc.*), gradually developing content-oriented language skills.
- *Culture Channel*: Students are exposed to the American way of life and are given the opportunity to explore their own culture.
- Full-color Workbook offering stimulating practice in all four skills.
- Board Games in the Workbook.
- Interleaved Teacher's Book guiding teachers through each Student Book page with additional reinforcement and extension activities and photocopiable tests.

## Components

Student Book  
Workbook  
Teacher's Book  
Posters  
Flashcards  
Class CDs  
Student CD  
DVD



**Express Publishing**



ISBN 978-1-4715-0890-5

9 781471 508905

Bright Stars 2

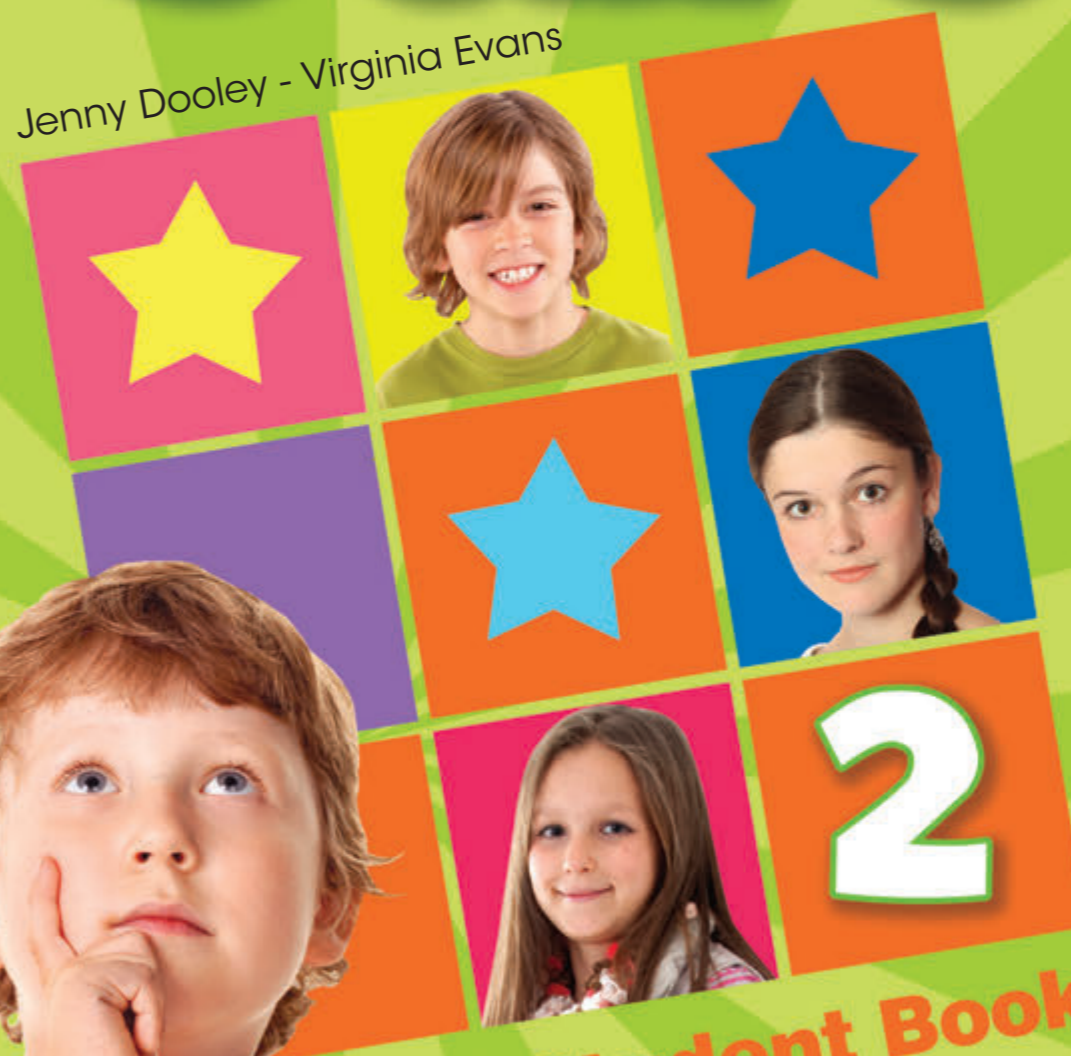
Student Book

Jenny Dooley - Virginia Evans

Express Publishing

# Bright Stars

Jenny Dooley - Virginia Evans



**Student Book**



**Express Publishing**

**Published by Express Publishing**

**Liberty House, Greenham Business Park, Newbury,  
Berkshire RG19 6HW, United Kingdom  
Tel: (0044) 1635 817 363  
Fax: (0044) 1635 817 463  
email: [inquiries@expresspublishing.co.uk](mailto:inquiries@expresspublishing.co.uk)  
[www.expresspublishing.co.uk](http://www.expresspublishing.co.uk)**

© Jenny Dooley - Virginia Evans, 2013

Design and Illustration © Express Publishing, 2013

Color Illustrations: Terry Wilson, Evans, Nathan © Express Publishing, 2013

Original music composed by Antony Boyle © Express Publishing, 2013

First published 2013

Made in EU

All rights reserved. No part of this publication may be reproduced, stored in a retrieval system, or transmitted in any form or by any means, electronic, photocopying, or otherwise, without the prior written permission of the publishers.

This book is not meant to be changed in any way.

ISBN 978-1-4715-0890-5

# Acknowledgements

We would like to thank all the staff at Express Publishing who have contributed their skills to producing this book. Thanks are due in particular to: Meryl Phillips (Editor in Chief); Julie Rich (senior editor); Bettina Fredericks, Demi Mels and Nina Peters (editorial assistants); Alex Barton (senior production controller). We would also like to thank those institutions and teachers who piloted the manuscript and whose comments and feedback were invaluable in the production of the book. Special thanks to Daniel, Frederick, Nadia, Marietta, Spiros and Jackie who play the parts of Eddy, Tom, Cindy, Lin, Oscar and Wendy as well as to Kimon, Theo, Angelo, Angelina, Gus, Julia, Pan, Melissa, Joanna, John, Tatiana, Nicole, Catherine, Louis, Renata and Gina who took part in the photo shooting.

**Every effort has been made to trace all the copyright holders. If any have been inadvertently overlooked, the publishers will be pleased to make the necessary arrangements at the first opportunity.**

# Bright Stars

2

**Student Book**

Jenny Dooley - Virginia Evans



**Express Publishing**

# Contents

## Starter Unit: Getting to know you! (pp. 4-9)

In this module you will...

### Module 1: Something to Eat! (pp. 10-17)

#### learn, read and talk about...

- Oscar and Eddy looking for some food to eat
- children's meal at Burger World
- Eddy's note to his mom
- American breakfast (Culture Channel)
- places that serve breakfast (Around the School!)

#### learn how to...

- talk about food
- ask about and comment on food
- order food

#### practice...

- some - any
- there is - there are
- countable - uncountable nouns

#### write...

- a note
- about a typical breakfast in your country

## Module check 1 (pp. 18-19)

In this module you will...

### Module 2: Hot and Cold! (pp. 20-27)

#### learn, read and talk about...

- Lin's conversation with her mom over the phone
- Masid's joke on Eddy and Oscar
- children's postcards to their parents
- the weather in the US (Culture Channel)
- music (Around the School!)

#### learn how to...

- talk about the weather
- describe actions happening now
- ask and answer about present activities
- talk about vacation activities

#### practice...

- present progressive

#### write...

- a postcard from your summer vacation
- about the weather in your country

## Module check 2 (pp. 28-29)

In this module you will...

### Module 3: Day to Day! (pp. 30-37)

#### learn, read and talk about...

- Oscar meeting Eddy to play basketball
- watching a TV program
- Helen Sander's typical day
- schools in the US (Culture Channel)
- days people were born on (Around the School!)

#### learn how to...

- say the days of the week
- talk about time and daily routines

#### practice...

- simple present
- prepositions of time (at - in - on)

#### write...

- about Masid's typical day
- about your school life

## Module check 3 (pp. 38-39)

In this module you will...

### Module 4: All Year Round! (pp. 40-47)

#### learn, read and talk about...

- Wendy planting some seeds
- Wendy, Tom, Eddy and their favorite seasons
- Cindy's letter to her pen pal
- winter and summer activities in Vermont, US (Culture Channel)
- fruits/vegetables that grow above/below the ground (Around the School!)

#### learn how to...

- talk about months/seasons
- describe actions related to seasons
- give and follow instructions
- talk about likes and dislikes

#### practice...

- simple present
- imperative
- like doing - don't like doing

#### write...

- a letter to a pen pal
- about winter and summer activities in your country

## Module check 4 (pp. 48-49)

In this module you will...

**Module 5:  
The Call of  
the Wild!  
(pp. 50-57)**

learn, read and talk about...	learn how to...	practice...	write...
<ul style="list-style-type: none"> <li>• Tom talking about his pet rabbit</li> <li>• Tom's journey to Africa</li> <li>• wild animals</li> <li>• nighttime animals (Culture Channel)</li> <li>• animals that hibernate (Around the School!)</li> </ul>	<ul style="list-style-type: none"> <li>• describe animals (pets and wild)</li> <li>• say what an animal can/can't do</li> <li>• talk about animals' eating habits</li> </ul>	<ul style="list-style-type: none"> <li>• adjectives</li> <li>• can/can't</li> <li>• short answers</li> </ul>	<ul style="list-style-type: none"> <li>• about your pet/favorite animal</li> <li>• about an animal that lives in your country</li> </ul>

**Module check 5 (pp. 58-59)**

In this module you will...

**Module 6:  
Snack Time!  
(pp. 60-67)**

learn, read and talk about...	learn how to...	practice...	write...
<ul style="list-style-type: none"> <li>• preparations for a picnic</li> <li>• Blackbeard the pirate</li> <li>• Jamal's favorite chicken sandwich</li> <li>• barbecues in the US (Culture Channel)</li> <li>• faces made out of different pasta shapes (Around the School!)</li> </ul>	<ul style="list-style-type: none"> <li>• ask and answer questions about how much food/ how many food items you have</li> <li>• shop for food</li> <li>• ask and answer questions for personal information</li> </ul>	<ul style="list-style-type: none"> <li>• countable - uncountable nouns</li> <li>• how much - how many</li> <li>• question words</li> </ul>	<ul style="list-style-type: none"> <li>• about your favorite sandwich</li> <li>• about what you eat at a barbecue or a picnic in your country</li> </ul>

**Module check 6 (pp. 68-69)**

In this module you will...

**Module 7:  
Magic  
Moments!  
(pp. 70-77)**

learn, read and talk about...	learn how to...	practice...	write...
<ul style="list-style-type: none"> <li>• Lin's photo album</li> <li>• Oscar winning the gold medal</li> <li>• Masid's vacation photos</li> <li>• trailers (Culture Channel)</li> <li>• the history of the Olympic Games (Around the School!)</li> </ul>	<ul style="list-style-type: none"> <li>• talk about vacation photographs</li> <li>• talk about sports and sport timetables</li> </ul>	<ul style="list-style-type: none"> <li>• personal object pronouns</li> <li>• simple present vs. present progressive</li> </ul>	<ul style="list-style-type: none"> <li>• about your vacation photos</li> <li>• about a typical family vacation in your country</li> </ul>

**Module check 7 (pp. 78-79)**

Grammar Handbook .....	pp. 80-83
Word list .....	pp. 84-86
Certificate of Achievement .....	p. 87

a

# Getting to know you!

## 1 Read and find the names.

W E L C O M E


Wendy



Hi! My name's Oscar. I'm from Dallas, but I live in New York now. Meet my friends!



This is my friend, Eddy. He's a lot of fun! Look! This is his parrot, Eric!



Now meet the girls!

Hello, I'm Lin.

And my name's Cindy. Hi!



Hello!

What about me? I'm Wendy and this is our special friend, Masid.

## 2 Now, take roles and read.



### 3 Listen and repeat, then practice.

- A: What's your name?  
B: I'm Gary.  
A: Is that G-A-R-Y?  
B: That's right.  
A: And your last name?  
B: Wilson. That's W-I-L-S-O-N.

#### Grammar

I am/I'm Tony.  
Are you in my class?  
Yes, I am./No, I'm not.



### 4 Read and complete. Then take roles and act out.



- Tony:** Excuse me, 1) **are** you Philip?  
**Mike:** No, I 2) ..... That 3) .....  
Philip, over there.  
**Tony:** Oh, I 4) ..... sorry!  
**Tony:** You 5) ..... Philip, right?  
6) ..... this your bag?  
**Philip:** Yes, it 7) .....! Oh, thanks!  
**Tony:** My name 8) ..... Tony.  
I 9) ..... in your English class.  
**Philip:** Hi, Tony. Nice to meet you. Mike, this  
10) ..... Tony. He 11) .....  
in our English class.  
**Mike:** Hello, Tony. Welcome to *Angelo's  
Pizza Parlor*! It 12) ..... our  
favorite place!

## 1 Listen and read.




**Adam:** Hello! Welcome to International English!

**Rosa:** Hi!

**Adam:** What's your name?

**Rosa:** Rosa Lopez!



**Adam:** What's your address, Rosa?

**Rosa:** 8 Hillyfield Road. Do you want my address in Mexico, too?



**Adam:** Oh, you're Mexican!

**Rosa:** Yes! My name means *rose* in Spanish!



**Adam:** Really! It's a beautiful name. What's your phone number?

**Rosa:** 555 2237.

**Adam:** Thank you, Rosa. I'm Adam. It's really nice to meet you.

## 2 Now, read again and answer.

1 What's Rosa's last name?

2 What's Rosa's address?

3 What does Rosa's name mean?

4 What's her phone number?

## Grammar

a book  
an apple

## 3 Read and complete.



a book



..... pencil



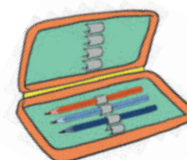
..... pen



..... pencil sharpener



..... eraser



..... pencil case



..... ruler



..... apple



..... umbrella

## Grammar

I am Mexican.  
My name is  
Rosa.

## 4 Read and complete.

- 1 **A:** Who's that?  
**B:** That's my friend. .... name is Albert.
- 2 I'm a student. .... school is *Greenhill High School*.
- 3 This is Mark and Fiona. .... last name is Smith.
- 4 Here's my pet! .... name is Goldie.
- 5 **A:** Is .... name Gabriel?  
**B:** No, it's Don.

1



**Listen and repeat.**



2



**Which color? Read the chant and name the colors. Then listen and sing along.**

### COLOR MY WORLD!



is cool,



is hot,



is a day in the sun!



is day,



is night



And 's a lot of fun!



3

**About yourself: Change the colors to make up your own chant! Sing it to the class!**



**4**  **Listen and repeat.**



come in



open the window



close the door



stand up



sit down



open your book



close your book



clap your hands



stamp your feet

**5**  **Let's play!**



Everyone with red on, stand up!

