



# BLOCKBUSTER

## ★ US 4a

Blockbuster US 4 is designed for learners studying English at the Intermediate level.  
The course is based on an integrated language learning approach.



Student Book



Workbook & Grammar Book



Teacher's Edition  
& Portfolio Activities



Class CDs



Student's CD



CD-ROM



Test Booklet CD-ROM



Express Publishing

ISBN 978-1-84862-076-6



9 781848 620766

# BLOCKBUSTER

Jenny Dooley - Virginia Evans

## ★ US

### Student Book



Express Publishing

# 4a

BLOCKBUSTER US 4a Student Book

Jenny Dooley - Virginia Evans

Express Publishing

**Published by Express Publishing**

**Liberty House, Greenham Business Park, Newbury,  
Berkshire RG19 6HW**

**Tel.: (0044) 1635 817 363**

**Fax: (0044) 1635 817 463**

**e-mail: [inquiries@expresspublishing.co.uk](mailto:inquiries@expresspublishing.co.uk)**

**<http://www.expresspublishing.co.uk>**

© Jenny Dooley – Virginia Evans, 2008

Colour Illustrations: Stone, Victor © Express Publishing, 2008

Music Compositions & Arrangement by Ted and Taz © Express Publishing, 2008

First published 2008

Third impression 2012

Made in EU

All rights reserved. No part of this publication may be reproduced, stored in a retrieval system, or transmitted in any form, or by any means, electronic, photocopying or otherwise, without the prior written permission of the publishers.

This book is not meant to be changed in any way.

ISBN 978-1-84862-076-6

## Acknowledgements

### Authors' Acknowledgements

We would like to thank all the staff at Express Publishing who have contributed their skills to producing this book. Thanks for their support and patience are due in particular to: Megan Lawton (Editor in Chief); Anna Klein (senior editor); Michael Sadler and Steve Miller (editorial assistants); Richard White (senior production controller); the Express design team; and Susan Silver, Peter Pharm, and Cindy Stock. We would also like to thank those institutions and teachers who piloted the manuscript, and whose comments and feedback were invaluable in the production of the book.

### Photograph Acknowledgements

**Module 3 – Unit 11:** pictures of David Knezz Masks © 2006 Liberty Suburban Chicago Newspapers. All Rights Reserved. by Andrew Westel on page 35. **Module 8 – Unit 37:** pictures of cartoon strip of GARFIELD © 2006 Paws, Inc. Reprinted with permission of UNIVERSAL PRESS SYNDICATE. All rights reserved. on page 106.

**Every effort has been made to trace all the copyright holders. If any have been inadvertently overlooked, the publishers will be pleased to make the necessary arrangements at the first opportunity.**

# BLOCKBUSTER



# 4a

Student Book

Jenny Dooley – Virginia Evans



**Express Publishing**

# Contents

		VOCABULARY	GRAMMAR	READING & LISTENING	SPEAKING, FUNCTIONS & STUDY SKILLS	WRITING/PROJECTS
MODULE 1 (pp. 5-18) Lifestyles	1 <b>My style</b> (pp. 6-7)	fashion		<i>Teen fashion tribes</i> (article)	discuss favorite clothes	a paragraph about your partner's favorite clothes
	2 <b>What are you hooked on?</b> (pp. 8-9)	favorite things	simple present/present progressive, stative verbs, relative pronouns/adverbs, relative clauses	<i>What do teenagers like?</i> (magazine interview)	interview	an interview about a partner's favorite things
	3 <b>Free-time fun</b> (pp. 10-11)	weekend activities		weekend plans (dialogue)	likes-dislikes, preferences, asking for information	weekend plans
	4 <b>Family bonds</b> (pp. 12-13)	family values	forming adjectives phrasal verbs: <i>turn</i>	Who's your inspiration? (article)	family relationships	article - the person who inspires you
	5 <b>Think Green</b> (pp. 14-15)	neighborhoods	adverbs	<i>Clean &amp; Green Weekend</i> (article)	improve your neighborhood	a letter to a friend about what you do to keep your neighborhood clean & green
<b>Culture Corner 1: <i>Teenage Cool Spots</i></b> (p. 16)		<b>Cross-Curricular Cut 1: (Citizenship) <i>It's your choice!</i></b> (p. 17)		<b>Self-Check 1</b> (p. 18)		

MODULE 2 (pp. 19-32) Transportation	6 <b>Air Travel</b> (pp. 20-21)	airports		<i>Flying high</i> (stories)	express sympathy, a travel experience	a bad travel experience of yours
	7 <b>All alone</b> (pp. 22-23)	types of boats	past tenses	<i>Taking on the world</i> (article)	get the main idea	a summary
	8 <b>Getting around</b> (pp. 24-25)	means of transportation	forming adjectives with negative meaning	buying a ticket (dialogue)	describe pictures, express opinions, express annoyance	a dialogue expressing opinion about favorite means of transportation
	9 <b>Experiences</b> (pp. 26-27)	verb-adverb phrases, feelings	gradable-non gradable adjectives	a story	predict content	a story
	10 <b>Think Green</b> (pp. 28-29)	greener ways to travel	phrasal verbs: <i>put</i>	message board	a speech on eco-friendly transportation	a leaflet about eco-friendly transportation
<b>Culture Corner 2: <i>Getting around New York City</i></b> (p. 30)		<b>Cross-Curricular Cut 2: (Social Studies) <i>Local Traffic</i></b> (p. 31)		<b>Self-Check 2</b> (p. 32)		

MODULE 3 (pp. 33-46) All in a day's work	11 <b>Alternative careers</b> (pp. 34-35)	jobs & qualities		<i>Dream Jobs</i> (article)	interview	an article about a person's job
	12 <b>The sweet smell of success</b> (pp. 36-37)	famous people	Present Perfect, Present Perfect Progressive, Simple Past, would-used to	<i>Making the best of a bad job!</i> (quiz)	discuss past habits & routines	an article about grandparents' past habits
	13 <b>It's for you...</b> (pp. 38-39)	communication	phrasal verbs: <i>hang</i>	cancel an appointment (dialogue)	telephone language, completing a resumé	a resumé
	14 <b>Job hunting</b> (pp. 40-41)	personal qualities & qualifications	forming compound adjectives	letter of application	formal-informal style	a letter of application
	15 <b>Think Green</b> (pp. 42-43)	Green jobs	full infinitive/gerund	<i>Learn, earn &amp; make a difference</i> (article)	choosing a job	describing feelings about the environment
<b>Culture Corner 3: <i>We're Off!</i></b> (p. 44)		<b>Cross-Curricular Cut 3: (Literature) <i>A Christmas Carol</i></b> (p. 45)		<b>Self-Check 3</b> (p. 46)		

	VOCABULARY	GRAMMAR	READING & LISTENING	SPEAKING, FUNCTIONS & STUDY SKILLS	WRITING/PROJECTS
<b>16 Color therapy</b> (pp. 48-49)	mood & colors		<i>Color your mood!</i> (article)	decorate your ideal house	a leaflet advising on colors
<b>17 Healthy living</b> (pp. 50-51)	healthy habits, exercise	future tenses	<i>Healthy living week</i> (school ad)	healthy/unhealthy habits	future actions
<b>18 Letting off steam</b> (pp. 52-53)	stress		relieving stress (dialogue)	persuade/make excuses/give in	a dialogue giving advice on stress
<b>19 A word of advice</b> (pp. 54-55)	stressful situations	time words, phrasal verbs: <i>break</i>	an e-mail giving advice	teenage problems give advice – accept/refuse	an e-mail giving advice
<b>20 Think Green</b> (pp. 56-57)	forests	forming verbs with <i>en-</i>	<i>Welcome to Beechwood Forest</i> (article)	a speech about respecting the forest	forests in your country
<b>Culture Corner 4: Fun Day Out</b> (p. 58) <b>Cross-Curricular Cut 4: (Health) Believe in yourself!</b> (p. 59) <b>Self-Check 4</b> (p. 60)					

**Special Days: Children's Day** (pp. SD1-SD2)

**Pairwork Activities** (pp. PA1-PA2)

**Song Sheets** (pp. SS1-SS2)

**Irregular Verbs** (p. GR1)

**Grammar Reference Section** (pp. GR2-GR11)

**American English – British English Guide** (p. GR12)

**Word List** (pp. WL1-WL2)

**Key to Self-Check Sections**



# Lifestyles

### ◆ Look at Module 1

Find the page numbers for pictures 1-4.

### ◆ Find the page number(s) for

- an interview
- an ad for a clothing store
- a questionnaire
- an advertisement for a camp

### ◆ Listen, read, and talk about ...

- fashion
- free-time activities
- family relationships & values
- how to keep your neighborhood clean and green

### ◆ Learn how to ...

- express likes/dislikes
- suggest/state preferences

### ◆ Practice ...

- simple present/present progressive
- relative pronouns/adverbs
- defining and non-defining relative clauses
- stative verbs
- adverbs
- phrasal verb: *turn*
- forming adjectives

### ◆ Write ...

- a paragraph about what your partner likes to wear
- an interview about what your partner likes/dislikes
- a dialogue deciding what to do on the weekend
- an article describing the person who inspires you
- a letter to a friend about what you do to keep your neighborhood clean and green

**Culture Corner:** Teenage Cool Spots

**Cross-Curricular Cut:** (Citizenship) It's your Choice!



1

2

3

4

5

# 1 My style

## Reading

1

a) Use these words and describe the pictures: *black lipstick & pale makeup, dressed in black, spooky jewelry, loose clothes, spiky hair, pierced ears, chains, wear hair loose & long, colorful patterns, headband, cap.*

b) Look at the subheadings and match them to the pictures. Listen, read, and check.

1

## teen FASHION TRIBES

Are you one of those people who believes that Gothic is just an architectural style? Then it's time for you to learn more about teen fashion tribes!

All around the world, teenagers love to **express** themselves with the clothes they wear, their hairstyles, their makeup, and their accessories. Trying different styles is a way of **exploring** their personalities and **identities**. Besides, teenagers feel more **confident** if they are part of a group with common **interests**. Fashion tribes are examples of such groups.

Members of the same fashion tribe usually **have** more **things in common** than the clothes they wear. They have the same hobbies, listen to the same music, and have similar **attitudes** towards people and situations. Which tribe, if any, do you identify with?

### A. Goths

Black is beautiful! Goths love it, and they think it's cool to dress in black. They **dye** their hair black if their parents **allow** it, and they wear **spooky** jewelry, such as **bat bracelets** and **skull necklaces**. The girls wear **pale** makeup, black lipstick, and dark eye shadow that gives their eyes a **smoky** look.

### B. Skaters

Logos and brands are their **trademark**! Skaters also **adore** extremely loose clothes that look as if they are two sizes too big. Their idea of **trendy** is **baggy** pants or shorts and **hooded tops**. Some of them have their hair **bleached**.

2

3

4

5

### C. Punks

You can easily **spot** Punks by the color of their hair: green, yellow, blue, pink, or purple, standing up in long **spikes** on their heads! The second thing you'll notice about them is their **body piercings**. They love piercing their ears, noses, eyebrows, lips, and tongues, and they like to **connect** them with **chains**!

### D. Preps

Preps like to look their best, and they spend a lot of money on their appearance. They **get all excited** about expensive, name-brand clothes and accessories, like leather key chains and purses. The boys usually wear khaki pants or nice jeans with polo or plaid shirts and jackets. The girls wear polo shirts, cardigans, and loafer shoes. They hate **shabby looking** clothes and always try to look **classy**.

### E. Hippies

What can you find in a hippy's wardrobe? **Beads**, **headbands**, scarves, **flared** pants, sandals, and **embroidered** bags. These flower-power teens spend very little on their clothes because they like buying them **secondhand** or shopping at **flea markets**. They like wearing their hair **loose** and long. They dislike heavy makeup, and they love clothes with embroidery and colorful **patterns**.



**2 Read the text again. In which fashion tribe(s) do teens ...**

- 1 like expensive clothes and accessories?
- 2 choose clothes that are not their size?
- 3 wear clothes of only one color?
- 4 not spend a lot on clothes?
- 5 change the color of their hair?
- 6 wear jewelry?

**3 Match the underlined words in the text to their synonyms: link, looking into, recognize, love, not tight, dirty or untidy, have the same characteristics/features, used.**

**4 a) Explain the phrases below. Use them in sentences of your own.**

- in fashion • fashion tribes • fashion victim
- the latest fashion • old-fashioned • out of fashion

**b) Explain the words in bold. Mime or draw their meanings.**

**5 In groups, tell each other five things you remember from the text.**

**Vocabulary**

**Fashion**

**6 Work in groups. Read the text again and complete the web diagram. Check with another group.**



**7 Match the adjectives to their opposites. Use them to find out what clothes, accessories, shoes, etc., a partner likes to wear.**

- |             |   |               |        |               |
|-------------|---|---------------|--------|---------------|
| expensive   | } | long          | trendy | baggy         |
| comfortable |   | secondhand    | classy | colorful      |
| flat        |   | uncomfortable | plain  | patterned     |
| brand-new   |   | cheap         | tight  | old-fashioned |
| short       |   | high-heeled   | dull   | shabby        |
|             |   |               |        | looking       |

A: Do you like to wear expensive accessories?  
 B: No, I prefer cheap accessories. I can't afford expensive ones.

**Listening**

**8 Listen and complete the missing information.**

**Speaking**

**9 Work in groups of six. One of you works for a local radio station, and each of the others represents a different teen fashion tribe. Use the text to act out a radio interview for a program about teen fashion.**

**10 Think of ten new words you have learned in this lesson. Give examples. Close your book and tell a partner. Then, describe the five fashion tribes.**

**Writing (a paragraph)**

**11 Portfolio: In pairs, ask and answer questions about what clothes each of you likes to wear.**

- What are your favorite clothes/shoes/accessories?
- Do you wear designer clothes?
- What do you usually wear to school, at home, to a party, to the beach, on vacation?

Use your partner's answers to write a paragraph about him/her.

## 2 What are you hooked on?

- 1 Listen and read the song. What is the singer hooked on? What are you hooked on?

I'm hooked on music, it's magical stuff,  
I sing and dance and I can't get enough.  
Music is powerful, music is strong,  
Let's play a tune and all sing along.

### Reading

- 2 Read the text and choose the correct word for each space. Listen and check.
- 3 Explain the words in bold. Mime or draw their meanings. Then answer the questions in the text about yourself. Do you have the same likes/dislikes as Amy?



This week *Teens* magazine meets Amy from Boston.

### What are your favorite/least favorite school subjects?

Subjects like history and drama, **1)** ..... are all about other people, are my favorites. I can't **2)** ..... math – maybe because I have it first thing on Monday mornings when I'm usually **half asleep!**

### What's your favorite book/TV program/song?

I love *Little Women* by Louisa May Alcott because I like books about **ordinary** people. Jane Austen is my favorite writer because all her stories end on a happy note. I know it's **idealistic**, but that's me. At the moment I'm reading *Pride and Prejudice*. I also enjoy TV programs about people **3)** ..... lives have changed the world. My favorite song is *Nemo* by Nightwish.

### Who is the person you admire the most?

My mom, who's also my **4)** ..... friend, is definitely the person I admire the most. She is a doctor, and she has a very **busy schedule**, but we always find time for each other. We usually take a walk together in the evenings or we relax in front of the TV and talk about our day.

### What do you want to change about yourself?

Well, my hair, which is curly, really bothers me. I'd like to **5)** ..... straight hair!

### What's your favorite place?

The park **6)** ..... my house, where I go to relax, is my favorite place! My neighborhood is very beautiful, and it's getting **7)** ..... all the time because people are planting more trees and flowers.

### What clothes do you like?

I don't **8)** ..... designer clothes. Casual clothes, which I can **9)** ..... everywhere, are more my thing.

### What pets do you have?

I have a dog that I adore. They say dogs are very loyal and Rex certainly is. He's ten years old, and he's a Blue Heeler. He's barking right now. Can you hear him? I'm taking him for his walk soon.

### Do you have any other interests?

I do **10)** ..... work with **elderly people**. I do **stuff** like walk their dogs, do their shopping, and **mow** their lawns. It's a great feeling when you help people.

- |    |              |           |            |          |
|----|--------------|-----------|------------|----------|
| 1  | A whose      | B which   | C who      | D where  |
| 2  | A help       | B keep    | C stand    | D like   |
| 3  | A whose      | B which   | C who      | D where  |
| 4  | A top        | B better  | C most     | D best   |
| 5  | A has        | B had     | C having   | D have   |
| 6  | A front      | B at      | C next     | D near   |
| 7  | A more green | B greener | C greenest | D green  |
| 8  | A liking     | B liked   | C like     | D likes  |
| 9  | A wear       | B put     | C have     | D dress  |
| 10 | A volunteer  | B free    | C help     | D assist |

## Exploring Grammar

### Grammar Reference

#### Simple present – present progressive

- 4 Look at the text. In groups, find examples of: *permanent states, general truths, habits/routines, temporary situations, fixed arrangements in the near future, actions happening now, changing situations.*
- 5 Put the verbs in parentheses into the simple present or present progressive.
- A: ..... (you/do) anything tonight?  
B: I ..... (have) dinner with Mary. .... (you/want) to come?
  - A: What ..... (your dad/do)?  
B: He ..... (work) at Fieldston. He ..... (teach) math.
  - A: When ..... (the play/start)?  
B: At 6:00, so we ..... (meet) at 5:30.
  - A: How long ..... (it/take) you to get to work?  
B: Half an hour by bus, but tomorrow Ian ..... (give) me a ride to work.
  - A: When ..... (you/play) tennis?  
B: Every afternoon, but today it ..... (rain).
  - A: Hurry up! We ..... (wait) for you.  
B: OK. I ..... (come)!

#### Stative Verbs

- 6 Read the theory in the Grammar Reference section, and then put the verbs in the correct tenses. Explain the differences in meaning.
- A: I can't make it tonight. I ..... (see) an old friend of mine.  
B: I ..... (see). Then, can we meet tomorrow?
  - A: Why ..... (you/smell) the cheese?  
B: It ..... (smell) strange.
  - A: Ann ..... (look) for a larger apartment.  
B: Yes, it ..... (look) as if she's going to move soon.
  - A: ..... (you/have) the phone number of a good doctor?  
B: Why? ..... (you/have) a problem?
  - A: How ..... (she/enjoy) her vacation?  
B: She's having a great time. She ..... (enjoy) traveling a lot.
  - A: Why ..... (you/taste) the soup?  
B: I think it ..... (taste) a little salty.

- 7 In two minutes, make as many true sentences about yourself as possible. Use the *simple present* or *present progressive*.

#### Defining – Non-defining relative clauses

- 8 a) Read the theory in the Grammar Reference section. Look at the examples and underline the relative clauses. Answer the questions.

*Mrs. Smith, who lives next door, is my son's teacher.  
People who/that don't eat meat are called vegetarians.*

- Which is a defining relative clause?
- Which is a non-defining relative clause?
- Which relative clause can't be omitted because its meaning is essential to the main clause?
- Which relative clause can be omitted without changing the meaning of the main clause?
- Which relative pronoun is used: *to refer to people, things, animals?* *to express possession?* Give examples.
- Which relative adverb is used: *to refer to a time, a place?* *to give a reason?* Give examples.

b) In pairs, find all the relative clauses in the article on p. 8. Which are defining? Which are non-defining? Give reasons.

c) Fill in the correct *relative pronoun/adverb*. Which relative clauses are defining/non-defining? Which can be put in commas?

- People ..... drive carelessly should be punished.
- Biking ..... is my favorite sport is very good exercise.
- John ..... sits next to you is my cousin.
- The woman ..... lives next door is friendly.
- 2005 was the year ..... she got married.
- That's the box ..... we keep the magazines.
- My friend ..... name is Rosa is from Spain.

### Speaking

- 9 Use the questions in the article to interview a partner. Take notes. Tell the class.

### Writing (an interview)

- 10 *Portfolio:* Use your notes from Ex. 9 to write your partner's interview. Use the interview in Ex. 2 as a model.

# 3 Free-time fun



## Study Skills

### Using web diagrams

Make web diagrams with words/phrases to help organize and remember information.

### Vocabulary

#### Weekend activities

- 1** Look at the web diagram above. In two minutes, add as many words/phrases as possible. Compare your answers with a partner's. Use the phrases to talk about your weekend activities.

*My weekends are fun. I usually go to the arcade and play pinball. It's exciting.*

- 2** In pairs, use the language box and the web diagram to talk about your interests.

#### Asking about likes/dislikes

- How do you like ...?
- Do you like ...?
- What's your favorite ...?
- Do you enjoy ...?

#### Expressing likes/dislikes

- |                         |                                       |                     |
|-------------------------|---------------------------------------|---------------------|
| 😊                       | 😐                                     | ☹️                  |
| • I just love ...       | • It's OK ... (but I prefer ...)      | • I dislike ...     |
| • I'm crazy about ...   | • I don't mind ... (but I prefer ...) | • I don't enjoy ... |
| • I enjoy/like/love ... | • It's not bad ...                    | • I can't stand ... |

- A: *Do you like reading books?*  
B: *I enjoy it. What about you?*

- 3** a) Read the sentences (A-F). What do you think the dialogue is about?
- A Should we ask Rick and Susan to come along, too?
  - B I don't have any plans yet.
  - C Oh, I have a German lesson from 8 to 10.
  - D How about going to Lake Hartwell? It's really nice there at this time of year.
  - E When are you leaving?
  - F That sounds like fun. Where are you planning to go?

- b) Complete the dialogue with the correct sentences (A-F). Listen and check.

- Penny: What are you going to do this weekend, Tony?
- Tony: 1) *I don't have any plans yet.*
- Penny: Well, Mark and I are going camping. Would you like to come along?
- Tony: 2) .....
- Penny: There's a great new campsite open at the State Park. If the weather's good, we're going there.
- Tony: 3) .....
- Penny: That's a great idea. Let's go there.
- Tony: 4) .....
- Penny: Why not? The more the merrier!
- Tony: 5) .....
- Penny: Saturday morning, around 8 o'clock.
- Tony: 6) .....
- Penny: That's OK. We can leave after that. Lake Hartwell isn't very far away.

## Everyday English

### Suggesting & stating preferences

- 4 Work in pairs. A friend of yours is spending the weekend with you. Use the language box and the visual prompts below to make your plans.



#### Suggesting

- Would you like to ...?
- Why don't we ...?
- Let's .../Should we ...?
- How about ...?
- I think we can ...

#### Stating Preferences


- I'd rather (+ bare infinitive) ...  
How does that sound?
- Well, I'd prefer ... What do you think?
- That's an excellent idea. We could also ...
- Sounds OK to me. We could ...

A: *Would you like to go to the beach?*

B: *Well, I'd prefer to go to a concert. What do you think?*

A: *I'd ... How about ...*

### Listening

- 5  a) Listen and repeat. The following sentences are from a dialogue between a girl and the Summer Fun Camp secretary. What is the dialogue about?

- How may I help you?
- Can you tell me what courses and activities you're offering near the end of August?
- How much does that cost?
- That sounds interesting.
- How can I sign up?
- Well, what about the DJ course?
- That's just what I'm looking for.
- Thanks for all your help.

b) In pairs, look at the leaflet. What information is missing? Listen and complete the leaflet.

## SUMMER FUN CAMP

### Circus Skills Course:

1) ..... 16 - 30

Age: 11 - 16-year-olds

Cost: \$3.50 per 2) .....

Contact: Brian Blakey  
(552) 347-2890

### Arts and Crafts:

August 23 - 30

Age: 8 - 3) .....-year-olds

Cost: \$1 per day

Contact: Lucy 4) .....  
(552) 934-5420

### DJ Course:

August 26 - 30

Age: 13 - 18-year-olds

Cost: \$2 per day

Contact: James Lamson  
(552) 5) .....

### Speaking

- 6 In pairs, take turns calling the Summer Fun Camp to ask about which activities are being offered this summer. Use the sentences in Ex. 5.

### Writing (a dialogue)

- 7 *Portfolio:* Work in pairs. Imagine you are the two teenagers in the picture trying to decide what to do this weekend. Write a dialogue similar to the one in Ex. 3. Make suggestions for:

- what to do • who to invite
- where to go • what time to leave

Act out your dialogue in front of the class.



# 4 Family bonds

## Vocabulary

### Family values

- 1 Which of the following are true about you and your family? Tell a partner.
- we spend time together
  - we help each other
  - we are close to each other
  - we don't communicate
  - I can express myself freely
  - we share secrets
  - we put pressure on each other
  - we're able to cope with stress
  - we work together to solve problems
  - they help me believe in myself
  - we have a lot of rules
  - we make decisions together
  - we criticize each other

*I really like spending time with my family. I also like the fact that we are close to each other.*

- 2 How would you describe your family? Give reasons.

- close • funny • strict
- supportive • warm

*We're very close to each other. We share our secrets, and we work together to solve our problems.*

## Reading

- 3 a) Read the title and the introduction to the text. What is the article about? Listen, read, and check.

b) Read the article carefully and mark the sentences *T* (true) or *F* (false). Then, explain the words in bold.

- 1 Mike's uncle is very easygoing. ....
- 2 Beth's grandfather makes her feel sad. ....

# Who's



## YOUR inspiration

Some teens turn to pop singers or actors for their inspiration, but many teens find their inspiration much closer to home. In this month's writing competition, **TEENS TODAY** tell us which member of their family inspires them.



Mike, 16

**4<sup>th</sup>** My uncle Tony is my inspiration. He's very successful because he's very determined and hardworking.



Beth, 18

**3<sup>rd</sup>** I admire my grandfather. He makes me laugh when I'm feeling sad and tells me to **enjoy my life**. We are very close, and we share secrets.



Cindy, 15

**2<sup>nd</sup>** My inspiration is my mom. Sometimes we **fight and argue**, but I know she only wants **the best** for me. She's always there for me.



- 3 Cindy doesn't always get along with her mother. ....
- 4 Duncan doesn't see his cousin very often. ....
- 5 Jerome is married. ....
- 6 Jerome is hardworking. ....

- 4 List the adjectives in the text that describe character. In pairs, suggest synonyms. Use the dictionary.

## Speaking

- 5 In pairs, ask and answer questions about the text.

A: How old is Mike?

B: He's 16.



**Duncan, 15**

*I really admire my cousin, Jerome. He's older than I am, but he's lots of fun to be with. He's easygoing and friendly, and we always have a great time together. He lives in the same town as I do, and he often visits our house with his wife, Salina, and their baby daughter, Naomi.*

*Jerome is my inspiration. He works really hard for his family, and he's a very responsible person. He says that family **comes first**, and I feel I can always **turn to** him when I have a problem. He tries to help me with my homework, too, but he's not very good at math!*

*Jerome never puts pressure on me, and he lets me express myself freely. He's not perfect, but I'm proud to know him. Jerome believes I can do anything in my life, and he helps me believe in myself.*

### Word formation (forming adjectives)

#### 6 Read the theory box. Fill in the correct form of the words in parentheses.

- Common endings for adjectives formed from nouns are: **-ful** (joy-joyful), **-ous** (danger-dangerous), **-ible** (sense-sensible), **-ious** (ambition-ambitious), **-ish** (self-selfish), **-y** (dirt-dirty), **-al** (education-educational), **-able** (peace-peaceable)
- Common endings for adjectives formed from verbs are: **-ive** (impress-impressive), **-ative** (inform-informative), **-able** (depend-dependable)

- 1 Tony is a ..... (success) lawyer.
- 2 He wants to become a ..... (fame) artist.
- 3 Mary is a ..... (rely) person.
- 4 My aunt is a very ..... (attract) woman.
- 5 Anna wears very ..... (fashion) clothes.

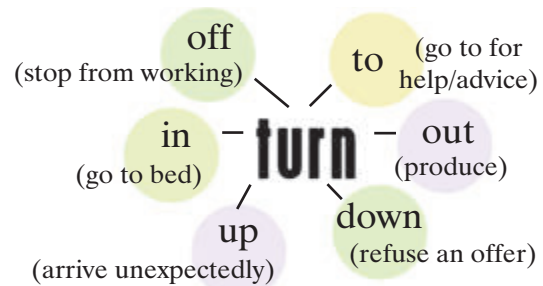
### Words often confused

#### 7 Choose the correct word. Check the dictionary. Make sentences with the other words.

- 1 Don't be so **sensitive/sensible**.
- 2 He feels **nervous/upset** about the exam.
- 3 He's a very **quiet/quite** person.
- 4 She is very **sympathetic/kind** to the problems of her children.
- 5 He's a **hard/hardly** worker.

### Phrasal verbs

#### 8 Look at the spidergram. Use the phrasal verbs to complete the sentences.



- 1 I ..... my parents when I'm in trouble.
- 2 The movie had ended by the time she finally .....
- 3 Can you please ..... the air conditioning?
- 4 She ..... his marriage proposal.
- 5 I'm very tired. I'd better .....
- 6 The factory ..... 400 bicycles a day.

### Writing (a descriptive article)

#### 9 Read and underline the key words. Answer the questions (1-5). Write your article.

**A teen magazine has asked its readers to send in articles about the person who inspires them. Describe his/her appearance and character, and explain why you admire him/her. Write your article (100-120 words).**

- 1 Which family member is your inspiration?
- 2 What does he/she look like?
- 3 What is his/her character like?
- 4 What do you do together?
- 5 Why do you admire him/her?



## Vocabulary


### Neighborhoods

- 1** Which adjectives best describe your neighborhood? What is it like? Think about: *shops, parks, houses, transportation systems, streets, parking lots, playgrounds, sports and recreation centers, bus stops.*

quiet & peaceful ≠ noisy  
 modern ≠ old-fashioned  
 unusual ≠ ordinary  
 safe ≠ dangerous  
 clean ≠ dirty and polluted  
 relaxing ≠ stressful

My neighborhood is ...

There are ... but there isn't ...

- 2**  Listen to the music and the sounds. Imagine you are in your neighborhood in the afternoon. What is happening? Use the words below, as well as those in Ex. 1.

- walk • wait at the bus stop • shout
- children play • mow the lawn
- water the plants • dog bark
- do the shopping • sit on the balcony

My neighborhood is quiet at this time.  
 Some children are playing in the street ...

## Reading

- 3** Read the introduction and the title. What is the text about?

## Study Skills

### Filling in the blanks of a text

Read the title and the text quickly to get the gist. Read again, focusing on the words before and after each blank. Look at the four options and choose the word that fits best. Read the completed text again to make sure it makes sense.

# Clean & Green WEEKEND

Want to know what you can do to help make your **neighborhood** a better place to live in?

Why not **1)** ..... part next month in the 'Clean & Green Weekend,' organized by Keep America Beautiful?



- 4** a) Read the text and choose the correct word for each blank. Compare answers with a partner.

- |           |         |          |          |
|-----------|---------|----------|----------|
| 1 A have  | B be    | C act    | D take   |
| 2 A which | B who   | C one    | D whose  |
| 3 A sharp | B exact | C clock  | D time   |
| 4 A from  | B with  | C to     | D of     |
| 5 A what  | B that  | C which  | D it     |
| 6 A fetch | B have  | C bring  | D of     |
| 7 A leave | B let   | C forget | D carry  |
| 8 A take  | B make  | C get    | D be     |
| 9 A way   | B means | C manner | D method |
| 10 A do   | B form  | C add    | D make   |

-  b) Listen and check. Explain the words in bold.

### Prepositions

- 5** Fill in: *with, of, at, in, to*. Make sentences using the phrases.

1 He's afraid ..... spiders. 2 They were amazed ..... the view. 3 He was angry ..... Pat. 4 She's ashamed ..... her son's manners. 5 I'm bad ..... math. 6 They arrived ..... the city an hour ago. 7 Do you believe ..... ghosts? 8 This book belongs ..... John.



## Saturday, April 21st

### PARK LIFE

Do you like going for a **stroll** in the park with your friends? If so, why not come for a walk with us and clean up as you go? To add to the fun, there's a prize for the person **2)** ..... collects the most trash! Meet us at the entrance of Washington Park at 9 am **3)** ..... if you want to join in.

### WAR ON GRAFFITI

Some people think graffiti is cool. Well, it's not! The best way to stop buildings from becoming totally covered **4)** ..... **ugly** graffiti is to **get rid of** it as soon as possible. And that's exactly **5)** ..... we are going to do. We are **repainting** the Community Center beginning at 1 pm. You don't have to **6)** ..... any **equipment** – just remember to wear some old clothes!

## Sunday, April 22nd

### SOMETHING OLD, SOMETHING NEW

**Fed up** with your clothes? Just bought a new computer? Well, don't **7)** ..... your old things out in the street for someone else to collect. Why not bring them along to our big garage sale? You never know – someone else might be able to **8)** ..... use of the things you don't need any more! The sale starts at 9 am at the Community Center.

## THE AIR THAT YOU BREATHE!

A great **9)** ..... to make the air we breathe cleaner is by planting lots of trees! It's a well-known fact that trees slowly **filter** a lot of **pollutants** from the air. So, come and help us plant some new ones in Washington Park at 2 pm.

*So, what do you think? Why not get **involved** and help your neighborhood? You can **10)** ..... new friends and help protect the environment at the same time. See you there!*

### Ways to keep your neighborhood 'clean & green' every day

- Always clean up after your dog.
- Never throw litter in the street.
- Always put your chewing gum in the trash can.
- Always use public transportation.
- Plant a tree.

*For more information on the  
'Clean and Green' weekend,  
call Carol at (201) 555-1212*

## Exploring Grammar

### Adverbs

- 6** a) Read the rules in the Grammar Reference section. Find adverbs of *manner, place, degree, frequency, and time* in the text.
- b) Form complete sentences.
- 1 She/almost/to the park/every afternoon/goes
  - 2 John/downstairs/is/walking/quietly
  - 3 He/really/the piano/well/plays
  - 4 They/to the arcade/often/on weekends/go
  - 5 It/is/now/heavily/raining
- 7** Make sentences. Use *every, well, badly, slowly, rarely, outside, today, often, in the street, regularly, very, quite, never, sometimes*.

*The bus comes every 10 minutes.*

## Speaking

- 8** How can you make your neighborhood a better place to live in? Tell the class.

## Writing (a letter)

- 9** Write a letter to a friend of yours. In your letter, write what you and your friends *usually, always, never* do to keep your neighborhood clean and green.

**Now** I can...

- describe my friends/family
- talk and write about fashion styles
- talk about my favorite free-time activities
- talk and write about my likes/dislikes
- express suggestions/state preferences
- write an article describing a person

# Teenage Cool Spots

## I ♥ Weekends

How do teenagers spend their free time?  
Where do they go? *Teens Now* met some  
teenagers. Let's see what they had to say.



### NEW YORK

"I'm not really into mainstream fashion, so the East Village is where I hang out on the weekends. I just love the alternative shops down there. You can always find **3)** ..... really different and totally cool. There are some fantastic coffee shops there, too. My favorite is alt.coffee, an Internet café. Some of the shops are expensive, **4)** ..... we just spend time window shopping. In Tompkins Square Park, there's a basketball court, and we play there sometimes."

Jane, 16

### DUBLIN

"I love hanging out downtown. I go there every Saturday afternoon **1)** ..... my friends. Normally, we either have a look around the shops for new clothes **2)** ..... check out the record shops for some music. Then we either go for coffee or hang around the Central Bank Plaza. We're all into skateboarding, and we can show off our skills there."

Sean, 17



- 1** Read the title of the text. In pairs, discuss why you love weekends.

A: *I love weekends because I meet my friends and we go out together.*

B: *Me, too. We go window shopping or play basketball.*

- 2** a) Read the text and see if your reasons match any of the teenagers'.

b) Read the article again and fill in the missing words. Listen and check.

- 3** Match the underlined words in the text with their meanings.

• very interested in • try to impress • special abilities acquired through training • typical, normal • different from the usual • completely • to pass the time doing nothing, sometimes waiting for someone • spend a lot of time in a place for no particular reason

- 4** Work in pairs. Write down four questions based on the text. Exchange papers, and answer your partner's questions.

- 5** *Project:* What do teenagers in your country do on the weekend? Where do they go? With whom? Tell the class, and then write a short article. Illustrate your work with photos.

# Cross-Curricular Cut

## It's your Choice!



Dear TeenLine,

The friends I hang out with are a rough crowd with bad behavior – bullying other kids, missing school, writing graffiti, breaking windows, and even shoplifting.

I'm not into this, and I don't feel comfortable about it, but I go along with it because I don't want to lose my friends. What should I do?

**Worried (15)**



Dear Worried,

It's natural that you want to fit in with people your own age by doing what they do. It's called '**peer pressure**'. But don't let peer pressure make you **ignore** your own feelings.

If you know something's wrong, you shouldn't do it. After all, if you don't **respect** yourself, you won't get any respect from other people, **including** your friends.

So, try to believe in yourself and have the **self-confidence** to **stand up for** what you know is right. Do this, and your friends may start **copying** what *you* do for a change. If they're too **immature** to see things your way, then their opinion really isn't worth much, is it? You're sure to meet new friends who **appreciate** you for who you really are – and that's the best kind of friendship there is.

- 1 **Look at the first letter. Who is it to/from? What could the problem be? Listen and read to find out.**
- 2 **Listen and read the second letter, and answer the questions. Read again, and explain the words in bold.**
  - 1 What is peer pressure?
  - 2 Why should we respect ourselves?
  - 3 What should you do when you know that something is not right?
  - 4 In what way can you influence others if you are self-confident?
  - 5 Who is a real friend?
- 3 **Are you the kind of person who is easily affected by peer pressure? Complete the questionnaire and find out.**

## PEER PRESSURE

How often do you ...	Never	Rarely	Often
1 ... hurt or upset someone in order to go along with the crowd?			
2 ... do something that makes you feel bad about yourself just because other people want you to do it?			
3 ... do something that you know is dangerous just because other people want you to do it?			
4 ... damage other people's property for fun with your friends?			
5 ... lie to your parents because that's what your friends want you to do?			
6 ... help a classmate cheat on a test or exam at school?			

**Mostly 'Never':** Well done! You have the self-confidence to trust your own judgment.

**Mostly 'Rarely':** You sometimes disappoint yourself, but you understand your own thoughts and feelings. Stay true to yourself.

**Mostly 'Often':** Remember that real friends respect your choices, even when they don't agree with you.

- 4 **Add three more questions to the questionnaire, and give them to your classmates to answer. Present your findings to the class.**

# Self-Check 1

## 1 Match the opposites.

- |                            |                                      |          |               |
|----------------------------|--------------------------------------|----------|---------------|
| <input type="checkbox"/> 1 | <input type="checkbox"/> baggy       | <b>a</b> | uncomfortable |
| <input type="checkbox"/> 2 | <input type="checkbox"/> comfortable | <b>b</b> | old-fashioned |
| <input type="checkbox"/> 3 | <input type="checkbox"/> trendy      | <b>c</b> | plain         |
| <input type="checkbox"/> 4 | <input type="checkbox"/> patterned   | <b>d</b> | short         |
| <input type="checkbox"/> 5 | <input type="checkbox"/> long        | <b>e</b> | tight         |

( Score:  $\frac{\quad}{10}$  )

## 2 Circle the word that doesn't belong.

- 1 earrings – cap – necklace – ring
- 2 sneakers – coat – shirt – pants
- 3 arcade – theme park – garden – movie theater
- 4 easygoing – kind – friendly – nervous
- 5 noisy – polluted – crowded – secondhand

( Score:  $\frac{\quad}{10}$  )

## 3 Complete the sentences with: *classy, long, schedule, share, copy, comes, baggy, patterns, flea, clean.*

- 1 I don't like tight pants. I prefer ..... ones.
- 2 You look very ..... in your new suit.
- 3 She often goes shopping at ..... markets.
- 4 Ann wears her hair ..... and loose.
- 5 He doesn't like clothes with colorful .....
- 6 She has a very busy ..... every day.
- 7 I can't stand people who don't ..... up after their dogs.
- 8 Sue and I are very close, and we ..... secrets.
- 9 For Peter, family ..... first.
- 10 Teenagers often ..... what their friends do.

( Score:  $\frac{\quad}{20}$  )

## 4 Put the verbs in parentheses into the simple present or present progressive.

- 1 David ..... (**work**) for a big telecommunications company.
- 2 What time ..... (**you/finish**) school today?
- 3 Pete ..... (**sleep**) now.
- 4 This noise ..... (**drive**) me crazy!
- 5 Penny always ..... (**study**) really hard.
- 6 What time ..... (**the train/leave**)?

- 7 ..... (**you/go**) anywhere tonight?
- 8 What ..... (**you/do**) for a living?
- 9 John ..... (**go**) to the dentist later today.
- 10 I ..... (**not/think**) you are right.

( Score:  $\frac{\quad}{20}$  )

## 5 Choose the correct word.

- 1 Mrs. Smith, **who/whose** son is in college, is a teacher.
- 2 I always turn **up/to** my best friend for advice.
- 3 That's the cell phone **whose/that** my sister wants to buy.
- 4 He spends a lot of money **on/in** clothes.
- 5 John, **who/which** studies law, is very hardworking.

( Score:  $\frac{\quad}{20}$  )

## 6 Choose the correct response.

- 1  What are you doing this weekend?
- 2  Thanks for all your help.
- 3  Where are you planning to go?
- 4  What time are you leaving?
- 5  How much does that cost?

- a Saturday morning at 8 o'clock.
- b Four dollars a day.
- c I don't have any plans yet.
- d To that new campsite by the lake.
- e You're welcome.

( Score:  $\frac{\quad}{20}$  )

My score .....  
Great ..... Good ..... Try harder .....



## Smile!

Why are you wearing one glove, Sue?

Well, the weather forecast said that it won't rain today, but on the other hand, it'll be cold.

