



BLOCKBUSTER

US 2a


Blockbuster US 2a is designed for learners studying English at the Elementary level. The course is based on an integrated language learning approach.



Student Book



Workbook & Grammar Book



Teacher's Edition & Portfolio Activities



Class CDs



Student's CD



CD-ROM



Test Booklet CD-ROM



Express Publishing



ISBN 978-1-84862-006-3

9 781848 620063

BLOCKBUSTER

Jenny Dooley - Virginia Evans

US

Student Book



Express Publishing

2a

BLOCKBUSTER US 2a Student Book

Jenny Dooley - Virginia Evans

Express Publishing

Published by Express Publishing

**Liberty House, Greenham Business Park, Newbury,
Berkshire RG19 6HW
Tel.: (0044) 1635 817 363
Fax: (0044) 1635 817 463
e-mail: inquiries@expresspublishing.co.uk
<http://www.expresspublishing.co.uk>**

© Jenny Dooley - Virginia Evans, 2008

Design and Illustrations © Express Publishing, 2008

Color Illustrations: Stone

Music Compositions & Arrangement by Ted and Taz © Express Publishing, 2008

First published 2008
Second impression 2011

Made in EU

All rights reserved. No part of this publication may be reproduced, stored in a retrieval system, or transmitted in any form, or by any means, electronic, photocopying or otherwise, without the prior written permission of the publishers.

This book is not meant to be changed in any way.

ISBN 978-1-84862-006-3

Acknowledgements

Authors' Acknowledgements

We would like to thank all the staff at Express Publishing who have contributed their skills to producing this book. Thanks for their support and patience are due in particular to: Megan Lawton (Editor in Chief); Mary Johnson and Bill Smith (senior editors); Michael Sadler and Lisa Brown (editorial assistants); Richard White (senior production controller); the Express design team; Warehouse (recording producers); and Kevin Harris, Kimberly Baker, Billy Wilson and Christine Little. We would also like to thank those institutions and teachers who piloted the manuscript, and whose comments and feedback were invaluable in the production of the book.

The authors and publishers wish to thank the following, who have kindly given permission for the use of copyright material:

Module 6: © The Body Shop for the article on p. 92; Traditional Foods in England © Woodlands Junior School, <http://www.woodlands-junior.kent.sch.uk> for the article on p. 96

Photograph Acknowledgements

Module 7: © Craig Williams, <http://ourworld.compuserve.com> for chart on p. 112; © Kenneth Libbrecht for snow crystal photographs on p. 113

While every effort has been made to trace all the copyright holders, if any have been inadvertently overlooked the publishers will be pleased to make the necessary arrangements at the first opportunity.

BLOCKBUSTER



2a

Student Book

Jenny Dooley - Virginia Evans



Express Publishing

Contents

		VOCABULARY	GRAMMAR	READING & LISTENING	SPEAKING, FUNCTIONS & STUDY SKILLS	WRITING
INTRO UNITS (pp. 4-8)	S1 Meeting people (pp. 4-5)	countries & nationalities	<i>to be</i>	bulletin board messages	greetings & introductions	a personal information form
	S2 My personal things (pp. 6-8)	possessions	possessive adjectives/ pronouns; <i>to have</i> ; plurals; prepositions of place	dialogue; telephone order	describe location of objects	a short paragraph about things in your room
MODULE 1 (pp. 9-22) People	1 Stay in or go out? (pp. 10-11)	free-time activities		dialogue; introduce people	talk about likes – dislikes	a survey about your classmates' free-time activities
	2 What do you do for a living? (pp. 12-13)	jobs	simple present	<i>You and your Job</i> (message board)	talk about jobs	short messages
	3 A sense of style (pp. 14-15)	clothes, accessories & footwear; colors	present progressive	<i>A Passion for Fashion</i> (quiz)	talk about future plans; describe clothes	a short description about people's clothes
	4 Family activities (pp. 16-17)	family members	simple present vs. present progressive	<i>The Russo Family</i> (web page)	talk about family activities	your family web page
	5 Everyday activities (pp. 18-19)	daily routine, everyday activities	adverbs of frequency	<i>A day in the life of ...</i> (article); song	describe your daily routine; paragraph planning	an article about a person's daily routine
Culture Corner 1: Teenagers at Work (p. 20), Cross-Curricular Cut 1: (Art & Design) Self-Portraits (p. 21) Self Check 1 (p. 22)						
MODULE 2 (pp. 23-36) All around us	6 My house (pp. 24-25)	houses & special features		dialogue	describe your house; learn new words	a poster of typical houses in your country
	7 Where is ...? (pp. 26-27)	places in cities	the imperative	<i>N.Y. The city that never sleeps</i> (article)	ask for/give directions; match people to places	a map & short text about your town
	8 Our world (pp. 28-29)	continents & countries	comparative - superlative	<i>A World of Difference</i> (quiz)	compare cities	a quiz about towns in your country
	9 On the map (pp. 30-31)	map reading; weather	<i>a lot - a bit - much - very</i>	<i>Destination Mexico</i> (factfile)	describe location	some facts about your country
	10 My home, my castle (pp. 32-33)	describing houses	adjectives	e-mail to a friend; song	describe your house	an e-mail to a friend
Culture Corner 2: Carlsbad Caverns (p. 34), Cross-Curricular Cut 2: (Geology) Cave Formations (p. 35) Self Check 2 (p. 36)						
MODULE 3 (pp. 37-50) It was fun	11 It was great! (pp. 38-39)	places in town	<i>was/were</i>	dialogue; festival ad	talk about past experiences	a short diary entry
	12 Could you ...? (pp. 40-41)	famous people biodata	<i>can-could</i> (ability)	<i>did you know that ...?</i> (article)	talk about things you can('t)/ could(n't) do	a short text about a famous person
	13 It really happened (pp. 42-43)	events	simple past (regular/irregular verbs)	almanac entry for the 1960s	talk about the past; narrate events	an almanac entry for the '80s
	14 Fun ideas (pp. 44-45)	games & toys	relative pronouns	<i>Unrecognized Pioneers</i> (article)	verify facts; complete an order form	describe favorite toy/game
	15 It all began ...! (pp. 46-47)	music	-ing/-ed participles	<i>Yesterday – The story of the Beatles</i> (article); song	express feelings/surprise (intonation)	an article about a singer/band
Culture Corner 3: History of Names (p. 48), Cross-Curricular Cut 3: (History) The Vikings (p. 49) Self Check 3 (p. 50)						

	VOCABULARY	GRAMMAR	READING & LISTENING	SPEAKING, FUNCTIONS & STUDY SKILLS	WRITING
16 What were you doing? (pp. 52-53)	past activities in progress	past progressive	dialogue	talk about past activities	a paragraph about your day yesterday
17 It happened to me! (pp. 54-55)	natural phenomena	past progressive	extracts from articles	talk about past experiences	a short account of an experience
18 In the news (pp. 56-57)	accidents & injuries	past progressive vs. simple past	news report; intonation in exclamations	express surprise/sympathy	a news report
19 I used to ... (pp. 58-59)	past habits; past states	used to vs. simple past	<i>Childhood memories</i> (article)	talk about your childhood memories	a short text about childhood memories
20 Storytime (pp. 60-61)	verbs	adverbs of manner	story; song	narrate events	a story
Culture Corner 4: Dialing 911... What's your Emergency? (p. 62), Cross-Curricular Cut 4: (Citizenship) People Who Help Us (p. 63) Self Check 4 (p. 64)					

Optional Units: A Very Scary Holiday (pp. SD1-SD2)

Pairwork Activities (pp. PA1-PA2)

Irregular Verbs (p. GR1)

Grammar Reference Section (pp. GR2-GR7)

Word List (pp. WL1-WL2)

American English – British English Guide

Key to Self Check Sections

S1 Meeting people



1 Use four of the phrases to complete the exchanges.

- Hi – how are you? I'm ...
- Hello – it's a pleasure to meet you.
- Good afternoon. I'm ...
- Goodbye. It was nice meeting you.
- Hi – I'm ...
- Bye-bye!
- Good morning. My name's ...
- Nice to meet you, ...

2 Go around the class greeting your classmates and introducing yourself.

A: *Hi – how are you? I'm Paulo.*

B: *Hi – nice to meet you.
I'm Rosa.*

Reading

3 a) Look at the short texts. What kind of texts are they? Listen and read. How are they related to the title?

World Friends.com Help/FAQs Search

Home > Search > Search Results > View Profile

A Loony
Female/Aged 26

Hello everyone!
My name is Rosa and I'm twenty-six. I am from Brazil. My husband is Ricardo. He is twenty-seven, and he is Brazilian. We both live in Brazil now. I am a nurse, and Ricardo is a bank manager. Write to us.

B Cyber
Females/Aged 24

Hi!
We're Jia Li and Wan. We are teachers. We are twenty-four years old, and we're both single. We're from China. Where are you from? Send us an e-mail today.

C Ole!
Male/Aged 16

Hello!
My name's Mike Tyler. I'm from the U.S. It's a great place to live. I'm sixteen years old, and I'm a student. Be my Internet pen pal!



Hello! I'm Linda.

4)
Linda. I'm Adam.

Exploring Grammar

The verb 'to be'

5 Read the table. Underline the 'to be' forms in the texts. How do we form the negative/interrogative?

AFFIRMATIVE		NEGATIVE	
I'm ...	he/she/it's ...	I'm not ...	he/she/it isn't ...
you/we/they're ...		you/we/they aren't ...	
INTERROGATIVE			
Am I ...?	Is he/she/it ...?	Are you/we/they ...?	
SHORT ANSWERS			
Yes, I am.	Yes, he/she/it is.	No, I'm not.	No, he/she/it isn't.
Yes, you/we/they are.		No, you/we/they aren't.	

b) Read the texts and replace the pronouns with: *Mike, Jia Li & Wan, Rosa, Ricardo, Rosa & Ricardo.*

- They are married.
- He is still in school.
- They are Chinese.
- He is in his late twenties.
- She isn't a teacher.

Countries & nationalities

4 a) Fill in the country or nationality. What nationality are you?

the U.S.	American
Spain	Spanish
.....	British
Italy	Italian
China	Chinese
Russia	Russian
.....	Portuguese
Mexico	Mexican
Colombia

b) Think of famous people. In pairs, ask and answer about their countries/nationality.

- A: Where's Hugh Grant from?
 B: I think he's from the U.K. What nationality is Monica Bellucci?
 A: I think she's Italian.

6 Complete the questions. Then use the texts in Ex. 3 to answer them.

- Is Rosa from Brazil? *Yes, she is.*
- Ricardo and Rosa married?
- Mike thirteen years old?
- Jia Li and Wan single?
- Jia Li and Wan nurses?
- Rosa a bank manager?

7 Look at text A on p. 4 and, in pairs, ask and answer questions. Use: *what, how old, where.*

- A: How old is Rosa?
 B: She's twenty-six.

Now, ask and answer questions about texts B and C.

Listening

8 Listen to a conversation between two people and complete the form.

PERSONAL INFORMATION FORM	
First name: 0) <i>Vincent</i>
Last name: 1)
Marital Status: 2)
Nationality: 3)
Job: 4) (for Office use only)

Writing

9 Ask and answer questions and complete a form like the one above about your partner.

S2 My personal things

Vocabulary

Possessions

1 Look at the objects. What are they called in your language?



wallet



purse



briefcase



diary



laptop



calculator



alarm clock



watch



cell phone



office chair



wastebasket



letter tray



camera



printer

Reading

2 a) Read the first two lines of the dialogue. Does it take place: • *on the telephone?* • *at a store?* What is it about?

b) Listen and read. Then complete the receipt below.

A: Office Depot, Catalog Sales. Can I help you?
 B: Yes – I'd like to place an order, please.
 A: Certainly. Your customer number, please?
 B: 324678.
 A: Thank you. Now, Mr. Smith, could you please give me the item number and description?
 B: Yes. First, I'd like to order item 4532. That's the Toshiba 2100 laptop with the black case.
 A: The black case ... yes, okay.
 B: Next, I'd like the brown executive briefcase, item number 11437.
 A: Item 11437 ... brown. Anything else?
 B: I'd like item 6709, and I want it in red, please.
 A: All right. That's the reclining office chair.
 B: That's right. And finally, number 2362, the Seiko alarm clock.
 A: 2362 ... Seiko alarm clock. Okay. Oh, one second – what color alarm clock do you want? It's available in gray and blue.
 B: Hmm ... gray, I think. Yes, gray.
 A: Okay ... thank you for your order. You can expect to receive the items within a week.
 B: That's fine. Thank you very much.

Office Depot

Catalog Sales - Customer receipt

Customer number: 324678

Date of order: 02-14

Shipping Date: 02-19

Qty	Item Number	Item Description	Color	Price
1	4532	1)	black	\$ 1500
1	2)	briefcase	brown	\$ 89
1	6709	office chair	3)	\$ 42
1	4)	alarm clock	gray	\$ 18
subtotal:				\$ 1649.00
8.25% tax:				\$ 136.04
total:				\$ 1785.04

Speaking

3 Use objects from Ex. 1 to act out a dialogue similar to the one in Ex. 2.

Exploring Grammar

Possessive adjectives/pronouns

4 a) Study the table. Then underline the correct word in sentences 1-6.

POSSESSIVE ADJECTIVES	POSSESSIVE PRONOUNS
This is { my your his her its our your their } place.	It's { mine. yours. his. hers. — ours. yours. theirs. }

- Are these **yours/your** boxes?
- Is this briefcase **hers/her**?
- Are these **their/theirs** pens?
- Are these desks **our/ours**?
- That office chair is **my/mine**.
- Is that **his/him** wallet?

b) In groups, take objects from your bags and place them on a desk. Take turns asking each other about them.

A: *Is this your pen?*
 B: *Yes, it's mine./No, it's Paul's. It's his pen. It's his.*

The verb 'to have'

5 Read the short dialogue. Then fill in the blanks with the correct form of the verb *to have*.

A: *Does Sam have a laptop?*
 B: *Yes, he does. He has a Toshiba.*
 A: *Does he have a calculator?*
 B: *No, he doesn't.*

- John a camera?
 Yes, he He a Nikon 216.
- Katie a watch?
 No, she

- you a desk lamp?
 No, I
- they a big office?
 No, they

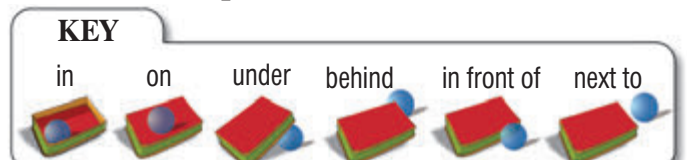
Plurals

6 Study the table. How do we form plurals? Write the plural of the words in Ex. 1.

camera – cameras	but	man – men
watch – watches		woman – women
box – boxes		foot – feet
diary – diaries		tooth – teeth
cell phone – cell phones		mouse – mice

Prepositions of place

7 Look at the key and the picture. In pairs, ask and answer questions, as in the example.



A: *Where's Sam's cell phone?*
 B: *It's on the desk.*

8 Describe your room/study and your partner will try to draw it.

Writing

9 Write a short paragraph about what you have/don't have in your room.

S2 Game

10 Complete the crossword.

The crossword puzzle grid consists of the following words:

- 1. Calculator (Across 1)
- 2. Watch (Across 2)
- 3. Briefcase (Across 3)
- 4. Diary (Across 4)
- 5. Laptop (Across 5)
- 6. Printer (Across 6)
- 7. Trumpet (Across 7)
- 8. Camera (Across 8)
- 9. Purse (Across 9)

Down words are represented by empty grid cells.