



BLOCKBUSTER

★US 1b

Blockbuster US 1b is designed for learners studying English at the Beginner level. The course is based on an integrated language learning approach.



Student Book



Workbook & Grammar Book



Teacher's Edition
& Portfolio Activities




Class CDs



Student's CD



CD-ROM



Test Booklet CD-ROM



Express Publishing

ISBN 978-1-84862-003-2



9 781848 620032

BLOCKBUSTER

Jenny Dooley - Virginia Evans

★US

Student Book



Express Publishing

1b

BLOCKBUSTER US 1b Student Book

Jenny Dooley - Virginia Evans

Express Publishing

Published by Express Publishing

**Liberty House, Greenham Business Park, Newbury,
Berkshire RG19 6HW
Tel.: (0044) 1635 817 363
Fax: (0044) 1635 817 463
e-mail: inquiries@expresspublishing.co.uk
<http://www.expresspublishing.co.uk>**

© Jenny Dooley - Virginia Evans, 2008

Design and Illustrations © Express Publishing, 2008

Color Illustrations: Stone © Express Publishing, 2008

Music Compositions & Arrangement by Ted and Taz © Express Publishing, 2008

First published 2008
Third impression 2012

Made in EU

All rights reserved. No part of this publication may be reproduced, stored in a retrieval system, or transmitted in any form, or by any means, electronic, photocopying or otherwise, without the prior written permission of the publishers.

This book is not meant to be changed in any way.

ISBN 978-1-84862-003-2

Acknowledgements

Authors' Acknowledgements

We would like to thank all the staff at Express Publishing who have contributed their skills to producing this book. Thanks for their support and patience are due in particular to: Megan Lawton (Editor in Chief); Mary Johnson and Bill Smith (senior editors); Michael Sadler and Lisa Brown (editorial assistants); Richard White (senior production controller); the Express design team; Warehouse (recording producers); and Kevin Harris, Kimberly Baker, Billy Wilson and Christine Little. We would also like to thank those institutions and teachers who piloted the manuscript, and whose comments and feedback were invaluable in the production of the book.

The authors and publishers wish to thank the following, who have kindly given permission for the use of copyright material:

Module 6: © The Body Shop for the article on p. 92; Traditional Foods in England © Woodlands Junior School, <http://www.woodlands-junior.kent.sch.uk> for the article on p. 96

Photograph Acknowledgements

Module 7: © Craig Williams, <http://ourworld.compuserve.com> for chart on p. 112; © Kenneth Libbrecht for snow crystal photographs on p. 113

While every effort has been made to trace all the copyright holders, if any have been inadvertently overlooked the publishers will be pleased to make the necessary arrangements at the first opportunity.

BLOCKBUSTER



Student Book

Jenny Dooley — Virginia Evans



Express Publishing

Contents

	VOCABULARY	GRAMMAR	READING & LISTENING	SPEAKING, FUNCTIONS & STUDY SKILLS	WRITING	
MODULE 6 (pp. 84-99)	26 How Much Is It? (pp. 86-87)	supermarket sections/items		matching dialogues to pictures	buying fruit, learning new words	a poster of fruits
	27 What's For Lunch? (pp. 88-89)	food & drinks, places to eat		dialogue (order food), /θ/, /ð/	ordering food, remembering new words	a menu
	28 Let's Do Our Grocery Shopping (pp. 90-91)	food items	count/non count nouns, a/an/some/any, how much/many	a grocery list	making a grocery list	a grocery list
	29 I ♥ Shopping (pp. 92-93)	stores & products	prepositions of place	<i>The Body Shop</i> , song	asking for & giving directions	stores in your neighborhood
	30 Let's Cook! (pp. 94-95)	verbs used in recipes	the imperative	<i>Ann's Pancakes</i>	interpreting pictures	a recipe
Culture Corner 6: Eating in the US (p. 96), Cross-Curricular Cut 6: (Math) Recipe Ingredients (p. 97), Self-Check 6 (pp. 98-99)						
MODULE 7 (pp. 100-115)	31 Are You Having Fun? (pp. 102-103)	vacation activities		dialogues, choose correct word, listening for gist	describing vacations, understanding new words	
	32 On Sale! (pp. 104-105)	clothes & prices, materials, sizes	too – enough	dialogue (choosing a shirt), write the correct floor	asking about prices/materials, finding similar phrases	descriptions of people's clothes
	33 What Are You Doing Now? (pp. 106-107)	activities	present progressive vs. simple present	a postcard, predict content, /ɪŋ/	finding differences in pictures	a postcard
	34 What's The Weather Like? (pp. 108-109)	weather		communicative texts, reading for detailed meaning, song	talking about clothes & weather, choosing the right picture	an e-mail
	35 Shopping For Clothes (pp. 110-111)	places to buy clothes	most – some – a few	<i>Clothes make the man</i>	expressing likes/dislikes, doing a class survey, writing a final draft	an article about teenagers' taste in clothes
Culture Corner 7: The Climate in Sydney (p. 112), Cross-Curricular Cut 7: (Science) Snow (p. 113), Self-Check 7 (pp. 114-115)						
MODULE 8 (pp. 116-131)	36 On Vacation! (pp. 118-119)	accommodation, signs	must(n't)/can't	dialogues, register at campsite	describing accommodation	short ad about a campsite
	37 Vacation Plans (pp. 120-121)	vacation activities	going to	an ad	vacation plans	sentences about vacation plans
	38 On Board! (pp. 122-123)	means of transportation	comparative forms	short descriptive texts, explain route	comparing two places, giving a guided tour	short text about a historic city
	39 Let's Celebrate! (pp. 124-125)	festivals, celebrations	present progressive vs. going to	travel agency ads, complete missing information	making arrangements	an ad for a celebration
	40 How About ...? (pp. 126-127)	parties		invitation, letter of invitation, song	making invitations, accepting-declining, /r/, /l/	an informal letter of invitation
Culture Corner 8: Artsy Architecture (p. 128), Cross-Curricular Cut 8: (Science) The Solar System (p. 129), Self-Check 8 (pp. 130-131)						

	VOCABULARY	GRAMMAR	READING & LISTENING	SPEAKING, FUNCTIONS & STUDY SKILLS	WRITING
41 Fame and Pride (pp. 134-135)	famous people, dates from the past	to be (past tense)	dialogues	asking about past activities	poster of famous people
42 Great Tragedies (pp. 136-137)	disasters	simple past (regular verbs)	<i>The Great Chicago Fire</i> , song	asking personal information, -ed ending	five sentences about what you did yesterday
43 Those Who Changed the World (pp. 138-139)	biographies	simple past (irregular verbs)	<i>Abraham Lincoln</i> , sequence of events, match, speak	making up a story, talking about the past	a biography
44 Great Civilizations (pp. 140-141)	ancient civilizations	had-could, question words	<i>The Inca Civilization</i>	giving factual information	an article about an ancient civilization
45 Days to Remember (pp. 142-143)	experiences & memories	superlative forms	narrative, sequence of events	likes-dislikes, comparing more than two places, people, etc.	a story
Culture Corner 9: Ancient Art (p. 144), Cross-Curricular Cut 9: (History) The History of the Alphabet (p. 145), Self-Check 9 (pp. 146-147)					

Special Days: Happy Easter (pp. SD5-SD6), **Pairwork Activities** (pp. PA6-PA9),
Grammar Reference Section (GRS) (pp. GR6-GR12), **American English-British English** (p. AE2),
Word List (pp. WL6-WL9), **Key to Self-Check Sections** (pp. SS3-SS4)

Food and Shopping

◆ Before you start ...

- What is your daily routine?
- What do you do in the spring/summer/fall/winter?
- Who is your favorite famous person?
- What does he/she look like? What is he/she like?

◆ Look at Module 6

- Where are the pictures (1-5) from? Say the Unit numbers.

◆ Find the page number(s) for

a grocery list

a menu

a street map

a recipe

◆ Listen, read and talk about ...

- types of food
- likes/dislikes
- dishes
- types of restaurants
- stores
- cooking

◆ Learn how to ...

- buy things
- order food
- ask for and give directions
- make a grocery list



MODULE 6

Units 26 - 30

◆ Practice ...

- count/noncount nouns
- a/an/some/any
- how much/how many
- prepositions of place
- the imperative
- pronunciation of /θ/ and /ð/

◆ Write / Draw ...

- a poster about fruit in your country
- a restaurant menu
- a grocery list
- a recipe



Culture Corner: Eating in the US
Cross-Curricular Cut: Recipe Ingredients



26 How Much Is It?

Vocabulary

1 a) Which of the following can you see in the pictures?

- | | |
|--------------|---------------|
| A bananas | G bread rolls |
| B bread | H milk |
| C cheese | I broccoli |
| D pineapples | J cake |
| E melon | K lemons |
| F butter | L onions |

b) In which supermarket section can you buy items A-L?

We can buy bananas in the fruits and vegetables section.

**Dairy
Products**

Listening

2 a) Listen and repeat. Try to explain the sentences in your language.

- What else can I do for you?
- How many loaves do we want?
- Let's get some bread rolls.
- That's a good idea.
- What else do we need to buy?
- The dairy section is over there.

b) Read the sentences. Then close your books and try to remember as many as possible.

3 Listen to the dialogues (A-B). Match them to the supermarket sections (1-2).

- 1 Fruits & Vegetables
- 2 Bakery

Reading

4 a) Read the dialogues (A-B) and correct the sentences (1-3).

- 1 The pineapples are \$3.00 each.
- 2 The fruit costs \$8.67 altogether.
- 3 Andy wants brown bread.

A

Mrs. Burns: Excuse me. How much are these pineapples?

Tony: They're \$4.99 each, ma'am.

Mrs. Burns: Give me one, **then**, please.

Tony: Certainly. What else can I do for you?

Mrs. Burns: I'd like a pound of green apples and a small **bunch** of bananas.

Tony: Sure. That's \$8.87, please.

Mrs. Burns: Here you are.

Tony: Thank you very much.

B

Debbie: Do you want brown or white bread, Andy?

Andy: Let's get white.

Debbie: Okay. How many loaves do we want?

Andy: One. Let's get some bread rolls **as well**.

Debbie: **That's** a good idea.

Andy: What else do we need to buy?

Debbie: Some milk and some cheese.

Andy: Well, the dairy section is over there.

b) Read the dialogues again. What do Mrs. Burns and Debbie and Andy buy?

c) Explain the highlighted words. Then read the dialogues aloud in pairs.

Speaking

5 Look at Ex. 2 again. In pairs, say what the other speaker says.



6 Use the prompts to ask and answer questions in pairs, as in the example.

- lemons / \$1.00 a pound / 4 pounds / \$4.00
- oranges / \$1.40 a pound / 2 pounds / \$2.80
- apples / \$1.50 a pound / 2 pounds / \$3.00

A: How much are these lemons?

B: \$1.00 a pound.

A: May I have four pounds, please?

B: That's \$4.00, please.

Writing (project)

7 Portfolio: Make a poster about fruits in your country. Write their names in English and how much they cost per pound.

27 What's for Lunch?

Vocabulary

Foods/Drinks



- A cake
- B chicken
- C tomatoes
- D peppers
- E potatoes
- F fish
- G carrots
- H grapes
- I pear
- J cheese
- K milk
- L beef
- M eggs
- N corn on the cob
- O spaghetti
- P shrimp
- Q onions
- R orange juice

1 a) Match the pictures (1-18) to the foods/drinks (A-R) in the list. Which of them are the same in your language?

b) Ask and answer questions, as in the example.

A: Do you like eggs?

B: Yes, I do. What about you?

A: No, not really./Yes, me too.

c) What do you eat when you are hungry?
What do you drink when you are thirsty?

Study Skills

Remembering New Words

Learn new words in groups. This helps you remember them.

2 List the words from Ex. 1a under the following categories.



Listening

3 Look at the menu. Listen and write the prices.

SAM'S SNACK BAR

Drinks	Snacks	Desserts
<p>90 cents</p> <p>glass of Coke</p>	<p>1)</p> <p>sandwich</p>	<p>2)</p> <p>piece of apple pie</p>
<p>3)</p> <p>bottle of water</p>	<p>\$2.00</p> <p>burger</p>	<p>4)</p> <p>bowl of ice cream</p>
<p>5)</p> <p>cup of coffee</p>	<p>\$3.50</p> <p>pizza</p>	<p>\$1.00</p> <p>piece of cake</p>

4 Look at the menu again for one minute. Then act out dialogues in pairs, as in the example.

A: Can I have a glass of Coke, please?
 B: Yes, of course. That's 90 cents.
 A: Here you are.
 B: Thanks.

Reading

5 Where do you like eating? Name one dish you can eat in each place.



café restaurant fast food restaurant

6 a) Listen to the dialogue and read along. Where is the man? What does he order?

Waiter: Good evening. What can I get you?
 Customer: Um, I'm not ready to order yet. Can I have a minute or two?
 Waiter: Certainly. Take your time.

 Waiter: Can I take your order now?
 Customer: Yes, I think so. I'll start with the vegetable soup.
 Waiter: And for the main course?
 Customer: The roast beef.
 Waiter: Would you like anything to drink?
 Customer: Just a bottle of mineral water.
 Waiter: Thank you.

b) Read the dialogue again and find the sentence which means:

- 1 How can I help you?
- 2 I need time to decide.
- 3 I can wait.
- 4 Are you ready to order?
- 5 What do you want to drink?

Speaking

7 Portfolio: Work in pairs. You are a waiter and your partner is a customer. Look at the menu and act out a dialogue similar to the one in Ex. 6. Record your dialogues.



Appetizers

Chicken soup	\$ 1.75
Vegetable soup	\$ 1.75
Salad	\$ 3.50

Main Course

Pasta & shrimp	\$ 8.50
Burger deluxe	\$ 5.00
Spaghetti Bolognese	\$ 5.50
Roast beef	\$ 7.50
Chicken with vegetables	\$ 6.50
Veggie burger	\$ 4.00
Omelet	\$ 2.20

Drinks

Mineral Water (bottle)	\$ 1.10
Coffee	\$ 1.10
Tea	\$ 1.10
Soft drinks (Coke, Sprite)	\$ 1.00

Pronunciation /θ/, /ð/

8 Listen and check the correct box(✓). Then repeat the words.

	/θ/	/ð/		/θ/	/ð/
the			thirteen		
three			these		
thirty			this		



Writing


9 Portfolio: Imagine you are the owner of a restaurant. Write a menu for it.

28 Let's Do our Grocery Shopping

Exploring Grammar

Count – Noncount

Count nouns
 one banana  two bananas 

Noncount nouns
 some bread 

NOT ~~one bread, two breads~~ BUT:
 (one loaf of bread, two loaves of bread)

- We use 1) with singular count nouns.
- We use 2) with
 - a) noncount nouns
 - b) plural count nouns
- We use 3) with nouns in questions and negations.

Note: We use **some** with nouns in offers or requests.

*Would you like **some** grapes? (offer)*

*Can I have **some** water, please? (request)*

- 1 a) Look at the dictionary entries. Which is a count noun? Which is a noncount noun? How do you know?**

coffee /'kɒfi/ N-NONCOUNT Coffee is a hot or cold drink made with water and ground coffee beans.

pear /peə/ N-COUNT A pear is a sweet juicy fruit with white flesh and thin green or yellow skin.

- b) Look up these words in your dictionary. Which are count nouns/noncount nouns?**

- peach • milk • egg • grape • pepper
- burger • lemonade • beef • cookie

A/An/Some/Any

- 2 Study the examples and complete the rules.**

COUNT NOUNS		
	SINGULAR	PLURAL
Affirmative:	There is an orange.	There are some apples.
Negative:	There isn't an orange.	There aren't any apples.
Interrogative:	Is there an orange?	Are there any apples?
NONCOUNT NOUNS		
Affirmative:	There is some coffee.	
Negative:	There isn't any coffee.	
Interrogative:	Is there any coffee?	

- 3 a) A, an or some?**



1 orange



2 sugar



3 peach



4 pear



5 cheese



6 cookies

- b) Ask and answer questions, as in the example.**

A: *Can I have an orange, please?*

B: *Yes, you can. Can I have ... ? etc.*

- 4 Fill in some or any.**

A: Are there 1) tomatoes?

B: Yes, there are.

A: Is there 2) cheese?

B: Yes, there is 3) cheese left.

A: Do we have 4) mushrooms?

B: Yes, there are 5) mushrooms in the fridge. We don't need 6)

A: Would you like 7) fish?

B: No, thanks.

Game

One team names foods/ drinks and the other team adds *some* or *a/an*.

- Team A S1: *apple*
- Team B S1: *an apple*
- Team B S2: *sugar*
- Team A S2: *some sugar*

How Much?/How Many?

5 Read the examples and complete the rules.

How much butter do we need?

How many olives do we have?



- + count nouns
- + noncount nouns

6 Fill in the blanks with *how much* or *how many*.

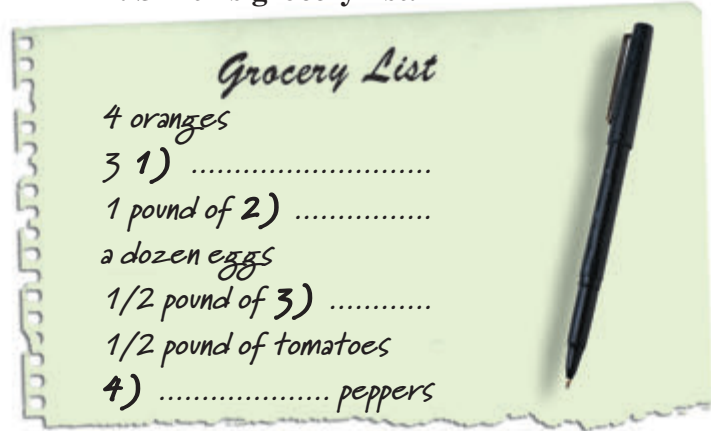
- 1 cookies are there in the box?
- 2 coffee is there in the cupboard?
- 3 sugar do you want?
- 4 cakes are there on the table?

7 Ask questions with *how much* or *how many*.

- 1 Coke / the bottle
How much Coke is there in the bottle?
- 2 potatoes / the cupboard
- 3 tomatoes / the fridge
- 4 cheese / the fridge

Listening

8 Listen to the recording and complete Mr. Smith's grocery list.



Speaking

9 Ask and answer questions in pairs.

- A: *How many oranges does Mr. Smith need?*
B: *Four.*

Reading

10 a) Read the dialogue quickly. Where are the people?

- in their kitchen
- in the supermarket

b) Read the dialogue again and complete the sentences with *much*, *many*, *any* or *some*. Then read the dialogue aloud in pairs.

Jim: How 1) milk is there?
Ann: There isn't 2) left.
Jim: We need 3) milk, then. What about eggs? How 4) do we have?
Ann: Six. We don't need 5) more.
Jim: Okay. How 6) bread do we have?
Ann: We don't have 7) bread left. We don't have 8) sugar, either.
Jim: How 9) bread do we need?
Ann: One loaf.
Jim: And how 10) sugar?
Ann: Two pounds, I think.

c) Read the dialogue again and make Jim and Ann's grocery list.

Writing

11 *Portfolio*: Write your grocery list for this week.

Listening

1 a) What do you think you can find at *The Body Shop*? Guess.

- stamps • make-up • rings • perfume • toys • clothes • accessories • shampoo • face wash

b) Listen and read. Then check.

Reading

2 a) Read the text and find words that are similar to words in your language.

b) Read the text again and label the sentences (1-3) as *T* (true) or *F* (false).

- 1 *The Body Shop* has stores in 50 countries.
- 2 *The Body Shop* helps poor countries.
- 3 *The Body Shop* is expensive.

c) Explain the highlighted words in your language.

Study Skills

True Friends

Look for words that are almost the same or similar in your language. They help you understand the text.

Wouldn't it be nice to shop and **save** the planet at the same time? Well, it's easy – just buy things from *The Body Shop*.



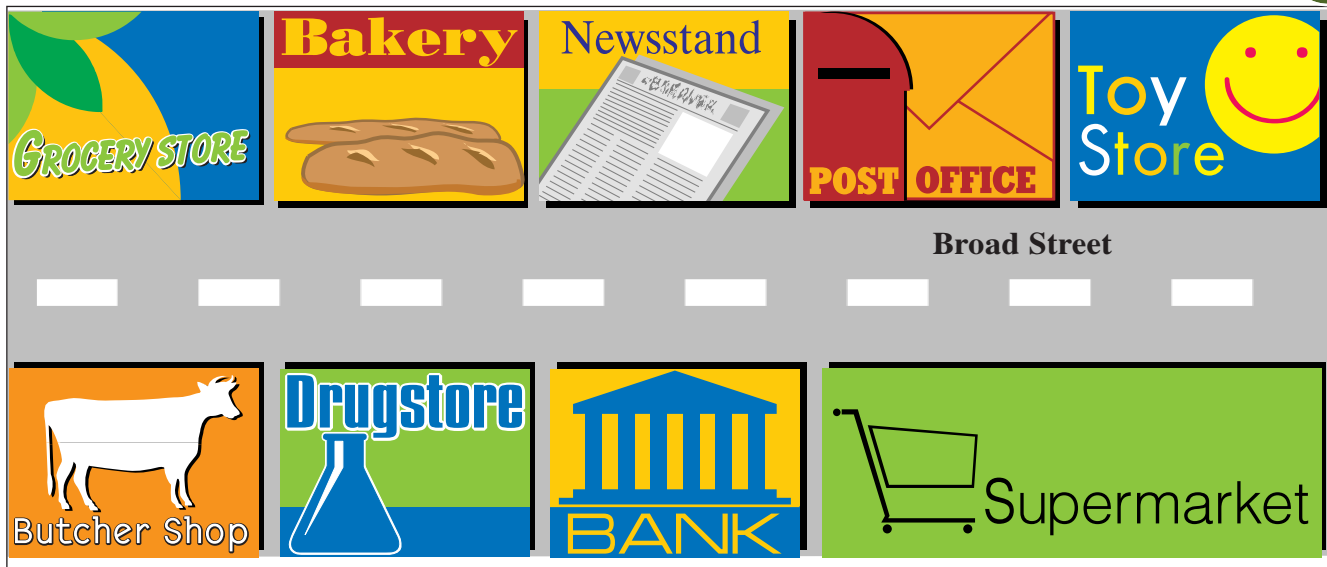
and has **products** such as banana shampoo and pineapple face wash.

The Body Shop **offers** much more, though. It buys the plants and fruits it needs from **poor** countries, so it helps them **earn money** and gives people jobs. It doesn't cost a lot of money to shop there. Prices start from just \$1.00.

So, why not **look after** the planet as well as your body? Visit *The Body Shop* and try one or two of the hundreds of products **for sale** there.

The Body Shop is a **chain** of stores that sells beauty products that don't **harm** the **environment**, and has more than 1,800 stores in 50 countries. *The Body Shop* has everything for your skin, **hair** and body. It sells make-up, perfume and accessories, too. It uses **natural ingredients** from fruits and plants to make the things it sells,





Exploring Grammar

Prepositions of Place

3 Look at the street map. Where can you buy the following?

- stamps • chicken • medicine • a ball
- milk • potatoes • a newspaper

4 a) Look at the street map again. Which store is ...

- 1 on the left of the bakery?
- 2 next to the toy store?
- 3 between the supermarket and the drugstore?
- 4 opposite the drugstore?
- 5 on the right of the bakery?

b) Ask and answer questions, as in the example.

A: *Where's the drugstore?*

B: *It's between the butcher shop and the bank.*

Everyday English

Asking for and Giving Directions

5 Listen to the dialogue. Then act out similar dialogues.

A: *Excuse me. Is there a newsstand here?*

B: *Yes, there is.*

A: *Where is it?*

B: *It's on Broad Street, opposite the bank.*

Songtime!

6 a) Close your books. Write down as many kinds of stores as you can think of in one minute.

b) Listen and read. Which stores on your list are in the song? What can you buy there?

Shopping

We can buy lots of things to eat
At the supermarket on my street
Milk and cheese and apple pie
So many tasty things to buy

I love cakes from the bakery
Delicious cakes for you and me
Let's buy one, let's buy two
one for me and one for you

*Come shopping today
Come on everyone
Come shopping with me
It's so much fun*

Writing

7 **Portfolio:** Draw your neighborhood. Label the stores.

Skills Work

Exploring Grammar

The Imperative

- 1 Read the examples. Then put the words in the correct order.

Put the eggs in a bowl.

Don't drink that!

- 1 cookies / me / those / give!
- 2 melt / butter / the.
- 3 Coke / the / drop / don't!
- 4 the / eggs / don't / break!

Vocabulary

- 2 Match the verbs to the nouns. Can you add one more noun for each verb?

- | | | | |
|----------------------------|------|---|-----------|
| <input type="checkbox"/> 1 | bake | A | a pancake |
| <input type="checkbox"/> 2 | boil | B | a cake |
| <input type="checkbox"/> 3 | fry | C | pasta |

Reading

- 3 a) Look at the text. What is it: an ad or a recipe?
- b) Read the recipe. What information can you find in the text? Choose from sentences (1-5).

- 1 time you need to make the dish
- 2 what you need for the dish
- 3 where to buy what you need
- 4 how to make the dish
- 5 when to make the dish



Ann's Pancakes

Makes 4 servings

Prep. Time: 5 mins

Cooking Time: 10 mins

Ingredients

2 eggs
2 tablespoons of sugar
2 cups of all-purpose flour
1/2 cup of milk

- 1 Put the eggs, sugar, flour and milk in a blender.
- 2 Heat a large pan over medium heat.
- 3 Pour mixture about 1/4 cup at a time.
- 4 Cook until golden and then flip.
- 5 Serve with maple syrup.

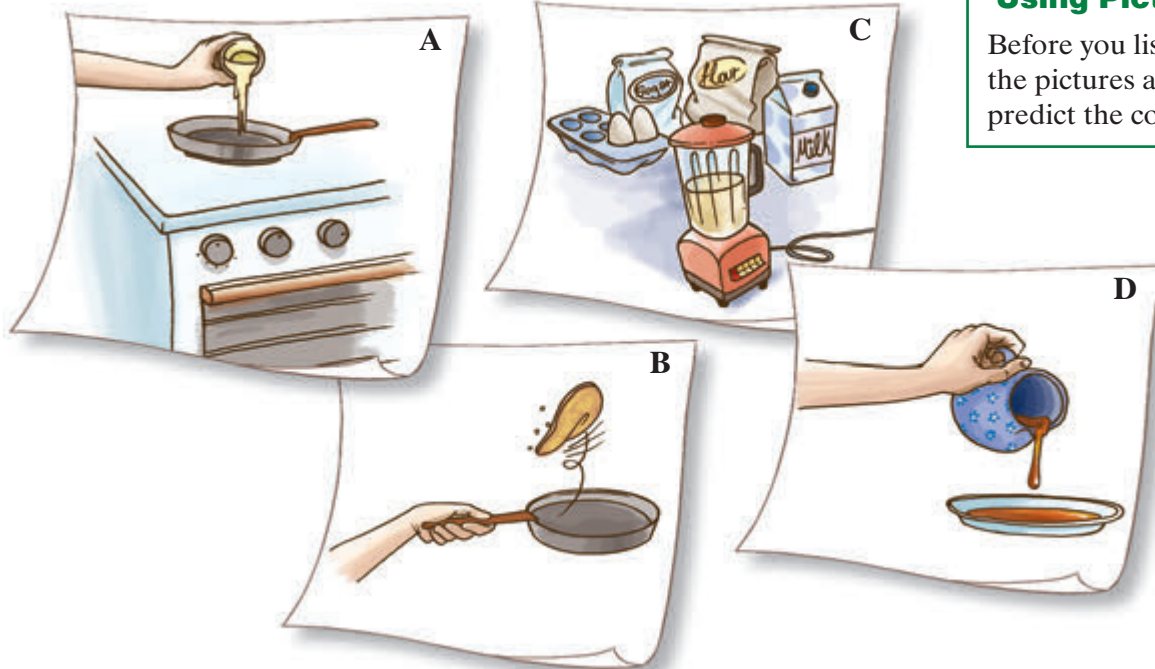
- 4 Read the recipe again and find:

- 1 four kitchen items
- 2 five verbs that give instructions

What do you need to make a pancake?

Listening

- 5 Listen and put the pictures in the correct order.



Study Skills

Using Pictures

Before you listen, look at the pictures and try to predict the correct order.

Speaking

- 6 Look at the pictures and tell your partner how to make pancakes.

Writing

A Recipe

- 7 Look at the recipe in Ex. 3. Which of the sentences (1-4) are true?

To write a recipe:

- 1 we list the ingredients, one under the other.
- 2 we write how to make the dish before the ingredients.
- 3 we number the directions in the correct order.
- 4 we use the second person singular (*you*) to write each direction.

- 8 a) Look at the ingredients. What can you make with them: a *cake* or an *omelet*?

- 3 eggs • salt & pepper
- 1 tablespoon cold water • 2 ounces butter

- b) Expand the prompts into full sentences.

- 1 beat / eggs / salt / pepper / water / together
- 2 melt / butter / pan / high heat
- 3 pour / mixture / cook / 1-2 minutes
- 4 flip / omelet
- 5 put / omelet / plate / serve with green salad

- 9 *Portfolio:* Use the information in Ex. 8 to write the omelet recipe.

Now I can...

- buy things
- order food
- ask for and give directions
- talk about foods/drinks
- make a poster about fruits in my country
- write a menu
- write a grocery list
- write a recipe

in English

Eating in the US



cup of coffee



sausages, eggs
& toast



pasta dish



fruit



potato chips



orange juice



bowl of cereal



sandwich

Breakfast

Breakfast is usually between 7:00 and 9:00 am.
A traditional American breakfast consists of juice, eggs with sausages, and toast with butter – or – sausages and pancakes with maple syrup, and a cup of coffee.
Nowadays, Americans may have just a glass of juice, a bowl of cereal with fruit and milk and a cup of coffee.

Lunch

Lunch is usually between 12:00 and 1:30 pm.
School children and adults who take their lunches to work may carry a “lunch box”. This may contain a sandwich, a bag of potato chips or nachos, a piece of fruit, and a beverage, such as milk, juice or coffee.

Dinner

Dinner is usually between 6:00 and 8:00 pm.
A typical American dinner is meat with potatoes or vegetables and salad. Pasta is also a favorite American dinner dish. Some Americans have burgers and french fries for dinner and many like to cook their dinner outside on a barbecue in the summer.

1 How are the pictures related to the title?

2 a) Which of the sentences (1-3) are true about Americans?

- 1 Americans have four main meals each day.
- 2 They eat potato chips for breakfast.
- 3 Lunch is a light meal.

b) Listen to the recording and read along and check your answers.

3 Read the text again. When do Americans eat/drink the foods/drinks in the pictures?


Make a
POSTER

4 Write a short text about eating habits in your country. Write :

- names of main meals and times
- names of foods/drinks eaten at each meal

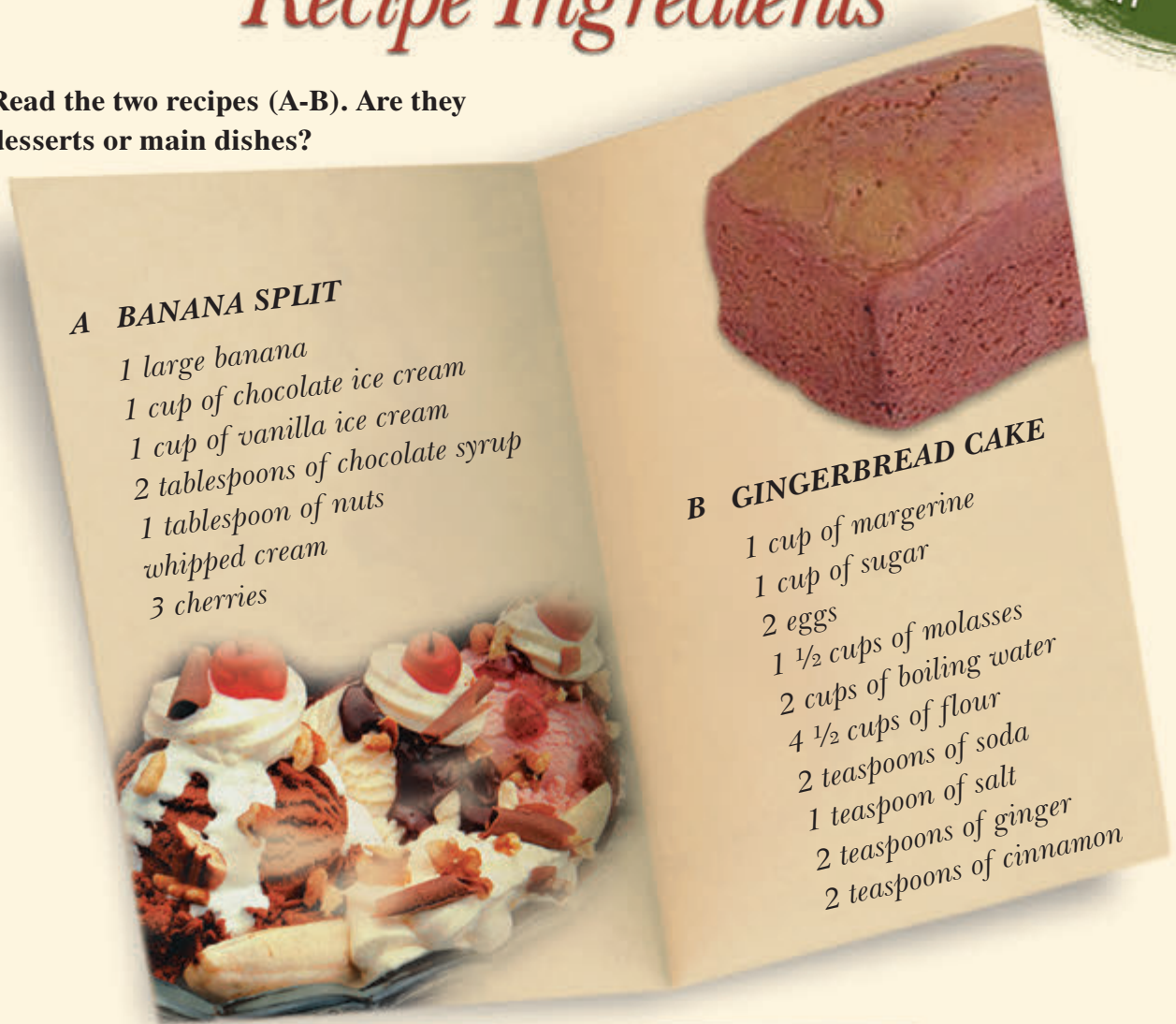
Attach pictures.

Cross-Curricular Cut



Recipe Ingredients

1 Read the two recipes (A-B). Are they desserts or main dishes?



A BANANA SPLIT

- 1 large banana
- 1 cup of chocolate ice cream
- 1 cup of vanilla ice cream
- 2 tablespoons of chocolate syrup
- 1 tablespoon of nuts
- whipped cream
- 3 cherries



B GINGERBREAD CAKE

- 1 cup of margerine
- 1 cup of sugar
- 2 eggs
- 1 1/2 cups of molasses
- 2 cups of boiling water
- 4 1/2 cups of flour
- 2 teaspoons of soda
- 1 teaspoon of salt
- 2 teaspoons of ginger
- 2 teaspoons of cinnamon



Ingredients

Ounces

1 cup of ice cream	5
1 cup of margerine	10
1 cup of sugar	4
1 cup of flour	8
1 tablespoon of nuts	0.6
1 tablespoon of syrup	0.3
1 cup of water	8
1 cup of molasses	5
1 teaspoon of soda	0.15
1 teaspoon of salt	0.09
1 teaspoon of ginger	0.09
1 teaspoon of cinammon	0.09




- 2 Look at the ingredients of the two recipes. Use the table to say how many ounces of each ingredient you need to make the *Banana Split* and the *Gingerbread Cake*.
- 3 Write the recipe ingredients of a traditional dish in your country.

Self-Check 6

Vocabulary

1 Use the prompts to make sentences, as in the example.



(Points: $\frac{5}{5}$)

0 The carrots are \$1.25 a pound.

2 Where can you buy the following items? Write the names of the stores and then make sentences, as in the example.

- | | |
|---|---------------|
| 0 bread – <i>bakery</i> ,
<i>supermarket</i> | 4 medicine |
| 1 newspapers | 5 stamps |
| 2 meat | 6 tomatoes |
| 3 dolls | 7 bread rolls |

You can buy bread at the bakery.

You can buy bread at the supermarket.

(Points: $\frac{14}{14}$)

3 Make a sentence for each word/phrase, as in the example.

- | | |
|------------|----------------|
| 0 next to | 3 grocery list |
| 1 loaves | 4 how many |
| 2 how much | 5 bunch |
| | 6 pound |
| | 7 some |

Grammar

4 Fill in *a*, *an* or *some*.

- | | |
|----------------|--------------------|
| 1 peach | 6 mango |
| 2 carrot | 7 milk |
| 3 bread | 8 grapefruit |
| 4 orange | 9 apple |
| 5 salt | 10 sugar |

(Points: $\frac{14}{14}$)

(Points: $\frac{10}{10}$)

5 Complete the sentences with *some*, *much*, *any* or *many*.

- 1 How does this cost?
- 2 How cookies are in the jar?
- 3 How are those shoes? \$50.00.
- 4 Do we need grapes?
- 5 How apples are in the bag?
- 6 Would you like coffee?
- 7 How potatoes do you want?
- 8 How milk do you want?



(Points: $\frac{16}{16}$)

6 Write the opposite of each command, as in the example.

- 0 Sit down! *Don't sit down!*
- 1 Give Jack a cookie!
- 2 Don't close the door!
- 3 Don't drink that!
- 4 Don't answer the question!
- 5 Go outside!
- 6 Don't open the window!
- 7 Go to the drugstore!

(Points: $\frac{7}{7}$)

7 Look at the pictures and write the correct preposition, as in the example.



Speaking

(Points: $\frac{\quad}{10}$)

8 Answer the questions below.

- 1 What's your favorite food?
- 2 What's your favorite drink?
- 3 What do you eat for breakfast?
- 4 Where do you like eating?

(Points: $\frac{\quad}{12}$)


9 Choose the correct answer.

- 1 A: That's \$3, please.
B: **a** Thank you very much.
b Over there.
- 2 A: Excuse me.
B: **a** How can I help you, ma'am?
b What else can I do for you?
- 3 A: Let's buy some bananas.
B: **a** That's a good idea.
b Here you are.

(Points: $\frac{\quad}{12}$)

pairwork
activity

Student A looks at page PA6.
Student B looks at page PA8.
Ask questions to find out what your partner's eating habits are and fill in the chart.



My score

Great Good Could be better